

V.H.F. TRIODE for use as self-oscillating frequency changer in F.M. battery receivers

TRIODE V.H.F. pour utilisation comme tube mélangeur auto-oscillateur dans des appareils-batteries F.M.

VHF-TRIODE zur Verwendung als selbstschwingende Mischröhre in FM-Batteriegeräten

Heating : direct by D.C.
series or parallel supply

Chauffage : direct par C.C.
alimentation série ou parallèle

Heizung : direkt durch Gleichstrom
Serien- oder Parallelspeisung

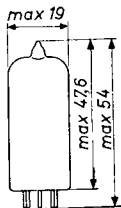
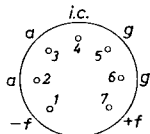
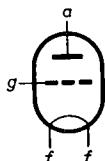
$V_f = 1,4 \text{ V}$

$I_f = 50 \text{ mA}$

Dimensions in mm

Dimensions en mm

Abmessungen in mm



Base, culot, Sockel: Miniature

Capacitances

Capacités

Kapazitäten

$C_g = 0,8 \text{ pF}$

$C_a = 1,3 \text{ pF}$

$C_{ag} = 3,3 \text{ pF}$

Typical characteristics

Caractéristiques types

Kenndaten

$V_a =$	40	67,5	90 V
$V_g =$	0	0	-3 V
$I_a =$	1,5	4,2	3 mA
$S =$	0,9	1,2	1,1 mA/V
$\mu =$	11,1	11,6	11,5

DC90**PHILIPS**

Operating characteristics as self-oscillating frequency changer

Caractéristiques d'utilisation comme tube mélangeur auto-oscillateur

Betriebsdaten als selbstschwingende Mischröhre

V_a	=	90 V
V_{osc}	=	5,5 V_{eff}
R_g	=	1 M Ω
I_g	=	6 μA
r_g (f=100 Mc/s)	=	12 k Ω

Noise figure

Indice de souffle = 18

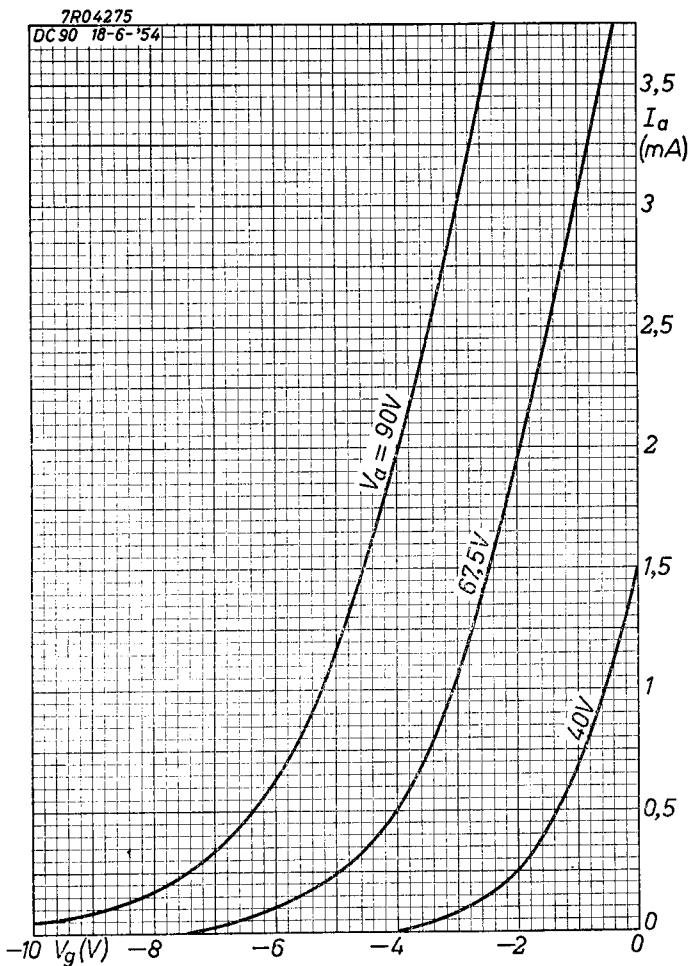
Rauschzahl

Limiting values

Caractéristiques limites

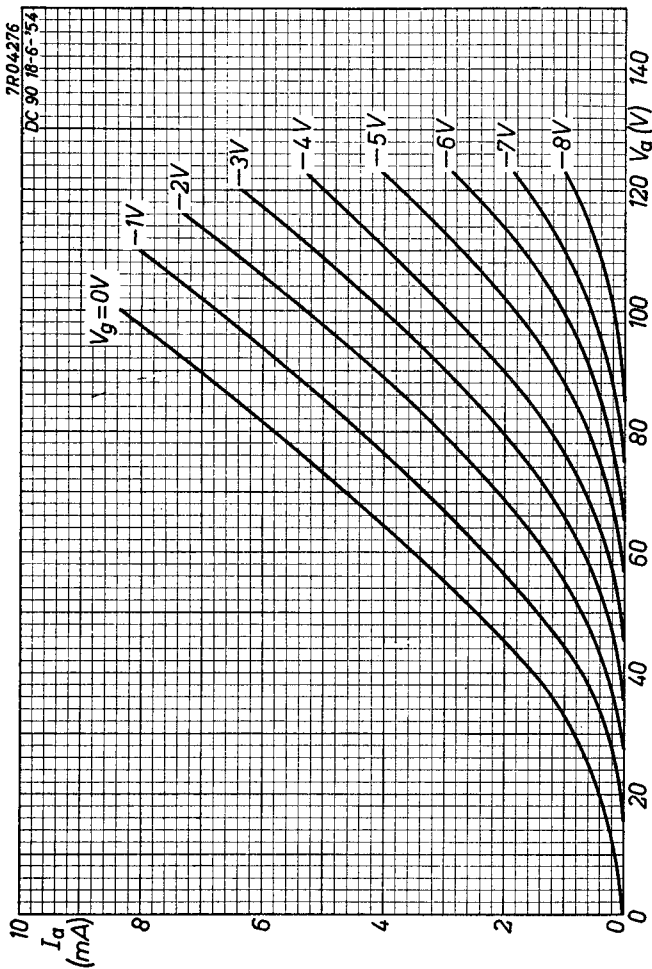
Grenzdaten

V_{a0}	=	max.	140 V
V_a	=	max.	90 V
W_a	=	max.	0,6 W
I_k	=	max.	5,5 mA
R_g	=	max.	3 M Ω
R_g ($W_a < 0,4$ W)	=	max.	10 M Ω



DC90

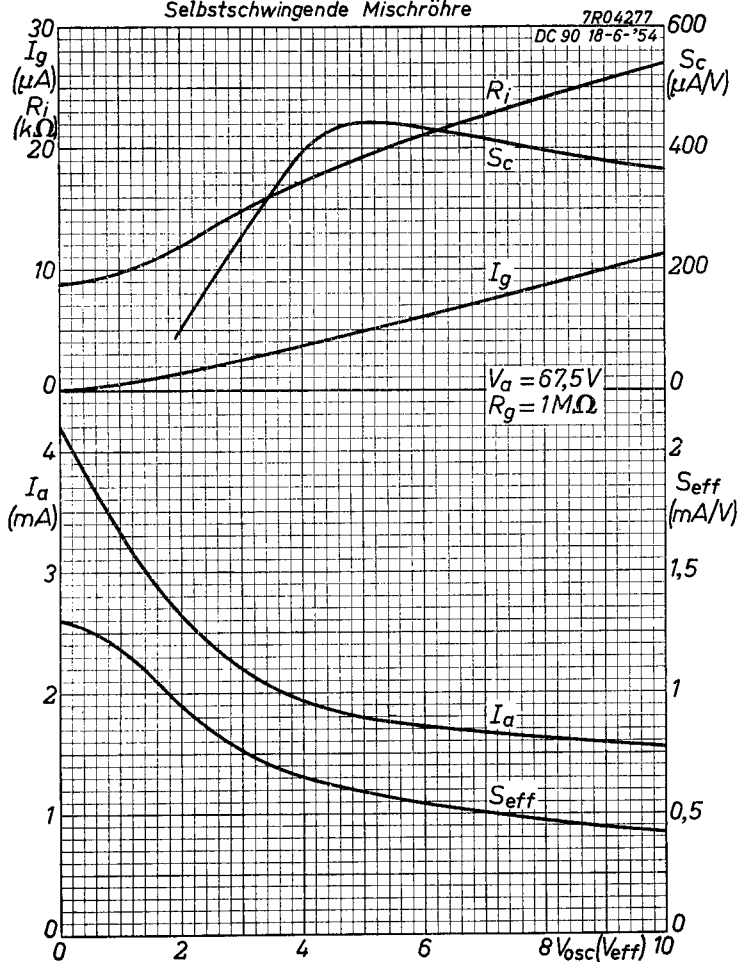
PHILIPS



PHILIPS

DC90

Self-oscillating frequency changer
Tube mélangeur auto-oscillateur
Selbstschwingende Mischröhre

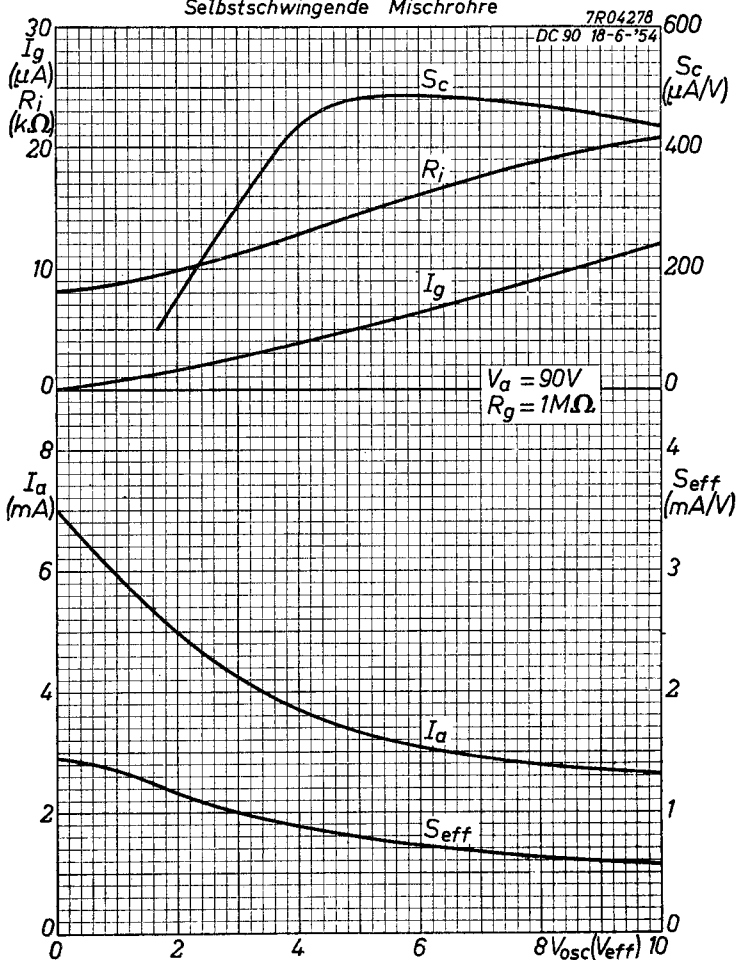


6.6.1954

C

DC90**PHILIPS**

Self-oscillating frequency changer
Tube mélangeur auto-oscillateur
Selbstschwingende Mischröhre



PHILIPS



*Electronic
Tube*

HANDBOOK

page	DC90 sheet	date
1	1	1959.04.04
2	2	1959.04.04
3	A	1954.06.06
4	B	1954.06.06
5	C	1954.06.06
6	D	1954.06.06
7	FP	2000.03.10