



6323

MULTIPLIER PHOTOTUBE

9-Stage Type with S-4 Response
for Headlight-Control Service

TENTATIVE DATA

RCA-6323 is a 9-stage multiplier phototube intended especially for automobile headlight-dimming service. Small in size and ruggedly constructed, the 6323 features high luminous sensitivity which allows use of an amplifier with relatively low-impedance input and fewer stages, and provides instantaneous response to meet the critical timing requirements of headlight-control service. In addition, the 6323 has low electrode dark current which permits the use of high-resistance voltage-divider networks. When thus used, the 6323 is capable of providing stable performance over long periods in headlight-dimming service.

DATA

General:

Spectral Response		S-4
Wavelength of Maximum Response.	4000 ± 500 angstroms	
Cathode:		
Minimum Projected Length*		15/16"
Minimum Projected Width*		5/16"
Direct Interelectrode Capacitances (Approx.):		
Anode to Dynode No.9.	4	μμf
Anode to All Other Electrodes	6.5	μμf
Maximum Overall Length.		3-11/16"
Maximum Seated Length		3-1/8"
Length from Base Seat to Center of Useful Cathode Area.	1-15/16" ± 3/32"	
Maximum Diameter.		1-5/16"
Bulb.		T-9
Base.	Small-Shell Submagnal 11-Pin, Non-hygroscopic (JETEC No. B11-88)	
Mounting Position		Any

Maximum Ratings, Absolute Values:

ANODE SUPPLY VOLTAGE (DC or Peak AC) [□]	1250 max.	volts
SUPPLY VOLTAGE BETWEEN DYNODE No.9 AND ANODE (DC or Peak AC).	250 max.	volts
ANODE CURRENT:		
Peak.	1 max.	ma
Average [○]	0.1 max.	ma
AMBIENT TEMPERATURE	75 max.	°C

Characteristics Range Values for Equipment Design:#

Under conditions with supply voltage (E) across voltage divider providing $1/10$ of E between cathode and dynode No.1; $1/10$ of E for each succeeding dynode stage; and $1/10$ of E between dynode No.9 and anode

With $E = 1000$ volts

	Min.	Av.	Max.	
Sensitivity:				
Radiant [●] , at 4000 angstroms	-	32500	-	$\mu\text{amp}/\mu\text{watt}$
Luminous [▲]	5	35	250	amp/lumen
Electrode Dark Current at 25°C:				
Anode	-	-	0.1	μamp
Any Other Electrode	-	-	0.75	μamp

* On plane perpendicular to indicated direction of incident light.

□ Referred to cathode.

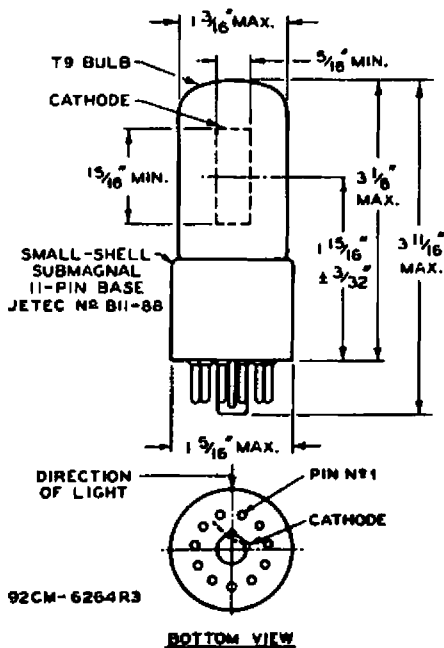
○ Averaged over any interval of 30 seconds maximum.

The 6323 is processed during manufacture and tested under simulated headlight-control operating conditions to provide the high stability needed in headlight-control service.

● The radiant sensitivity of a phototube is the quotient of output current by incident radiant energy of a given wavelength at constant electrode voltages.

▲ For conditions where the light source is a tungsten-filament lamp operated at a color temperature of 2870°K. A light input of 10 microlumens is used. The load resistor has a value of 0.01 megohm.

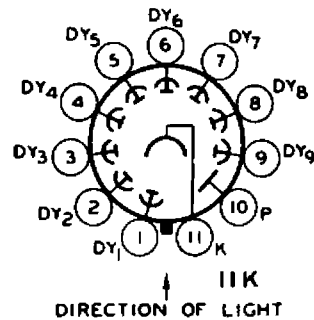
DIMENSIONAL OUTLINE



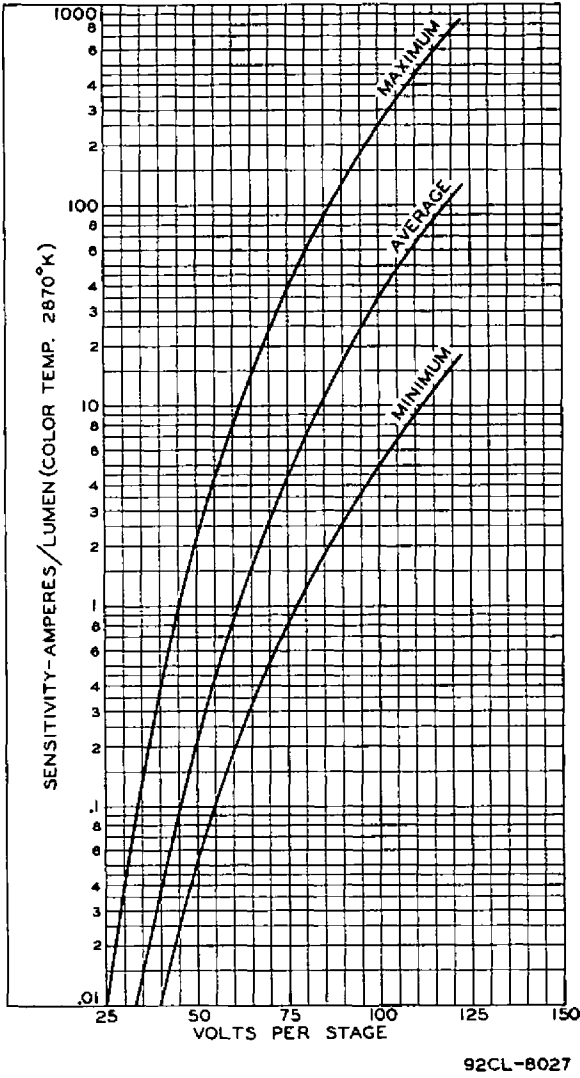
∠ OF BULB WILL NOT DEVIATE MORE THAN 2° IN ANY DIRECTION FROM THE PERPENDICULAR ERECTED AT CENTER OF BOTTOM OF BASE.

SOCKET CONNECTIONS

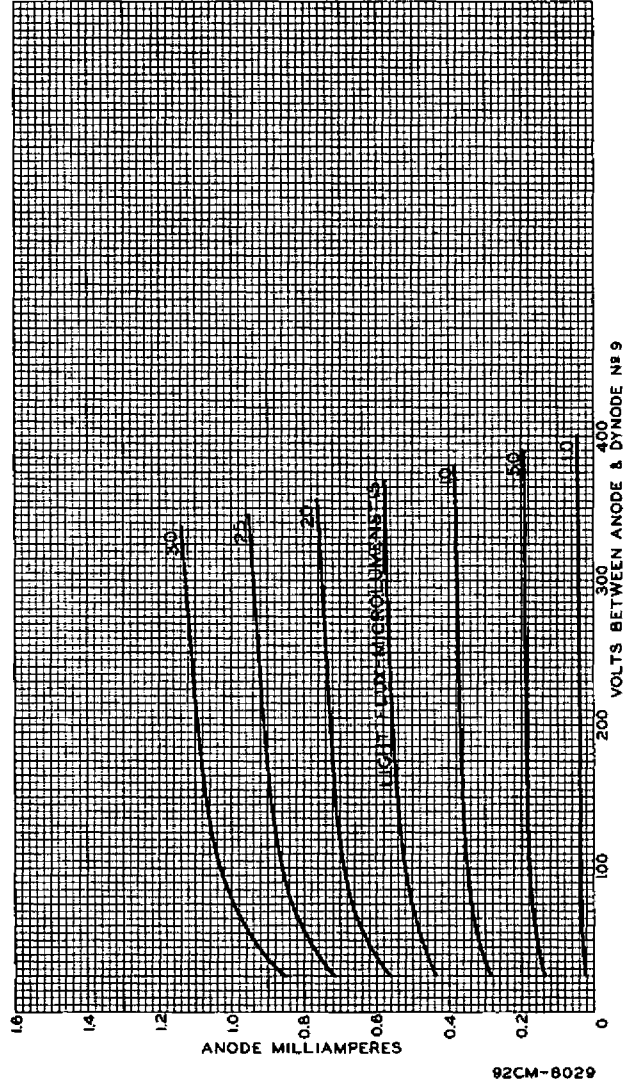
Bottom View



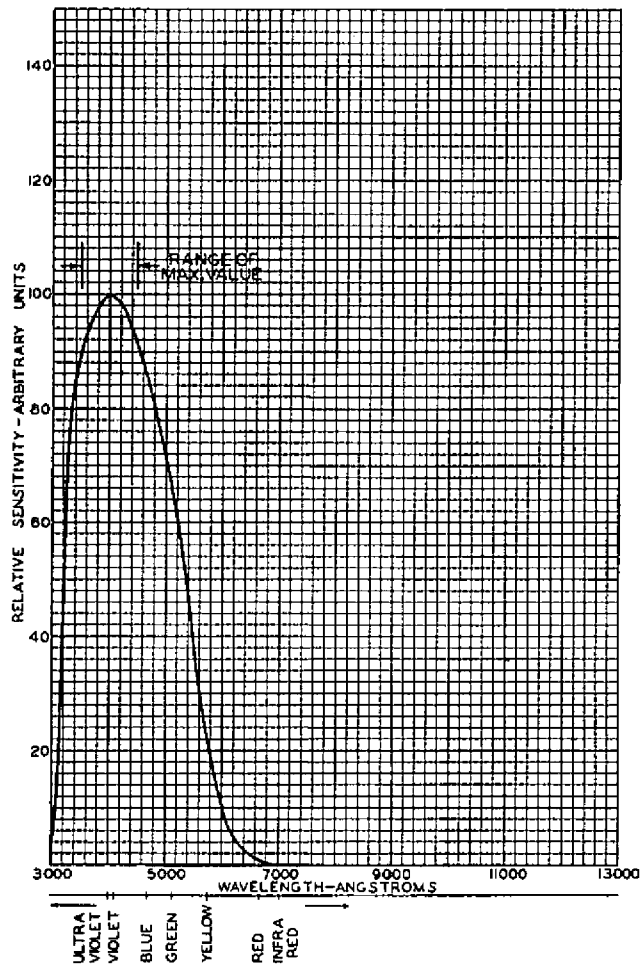
- PIN 1: DYNODE No.1
- PIN 2: DYNODE No.2
- PIN 3: DYNODE No.3
- PIN 4: DYNODE No.4
- PIN 5: DYNODE No.5
- PIN 6: DYNODE No.6
- PIN 7: DYNODE No.7
- PIN 8: DYNODE No.8
- PIN 9: DYNODE No.9
- PIN 10: ANODE
- PIN 11: CATHODE



Range of Luminous Sensitivity of Type 6323.



Average Anode Characteristics of Type 6323.



92CM-6152R7

Spectral Sensitivity Characteristic of Type 8323 which has S-4 Response. Curve is shown for Equal Values of Radiant Flux at All Wavelengths.

Devices and arrangements shown or described herein may use patents of RCA or others. Information contained herein is furnished without responsibility by RCA for its use and without prejudice to RCA's patent rights.