
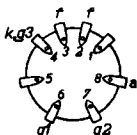
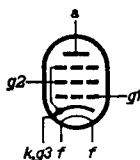


OUTPUT PENTODE for use in class AB
 PENTHODE DE SORTIE pour utilisation en classe AB
 ENDPENTHODE zur Verwendung in Klasse AB

Heating : indirect by A.C. or D.C.;
 parallel supply
 Chauffage : indirect par C.A. ou C.C.; $V_f = 4$ V
 alimentation en parallèle $I_f = 2$ A
 Heizung : indirekt durch Wechsel-
 oder Gleichstrom;
 Parallelspeisung



Capacities
 Capacités
 Kapazitäten

$C_{g1} = 1$ pF

Operating conditions class AB
 Caractéristiques d'utilisation classe AB
 Betriebsdaten Klasse AB

V_a	=	375	V	
V_{g2}	=	275	V	
R_k	=	165	Ω	
$R_{aa'}$	=	6,5	k Ω	
V_1	=	0	V _{eff}	
		16		
I_a	=	2x48	2x62	mA
I_{g2}	=	2x5	2x9	mA
W_o	=	0	28,5	W
α	=	-	2,3	%

OUTPUT PENTODE
PENTHODE DE SORTIE
ENDPENTODE

Heating : indirect by A.C. or D.C.
parallel supply
Chauffage: indirect par C.A. ou C.C.
alimentation- parallèle
Heizung : indirekt durch Wechsel-
oder Gleichstrom
Parallelspeisung

4688

$V_f = 4 \text{ V}$

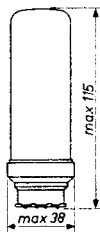
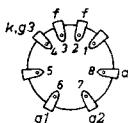
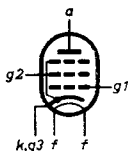
$I_f = 2 \text{ A}$

4689

$V_f = 6,3 \text{ V}$

$I_f = 1,35 \text{ A}$

Dimensions in mm
Dimensions en mm
Abmessungen in mm



Base, culot, Sockel: F

Capacitances
Capacités
Kapazitäten

4688

$C_{ag1} = 1 \text{ pF}$

4689

$C_{ag1} < 0,8 \text{ pF}$

Operating characteristics class AB
Caractéristiques d'utilisation classe AB
Betriebsdaten Klasse AB

V_a	=	375	V
V_{g2}	=	275	V
R_k	=	165	Ω
$R_{aa\sim}$	=	6,5	k Ω
V_i	=	0	16 V_{eff}
I_a	=	2x48	2x62 mA
I_{g2}	=	2x5	2x9 mA
W_o	=	0	28,5 W
$dtot$	=	-	2,3 %

4688*"Miniwatt"*Limiting values
Caractéristiques limites
Grenzdaten

V_{a_0}	= max.	600	V
V_a	= max.	375	V
W_a	= max.	18	W
V_{g2_0}	= max.	600	V
V_{g2}	= max.	275	V
W_{g2} ($V_i = 0$)	= max.	2	W
W_{g2} ($W_o = \text{max.}$)	= max.	3,5	W
I_k	= max.	90	mA
V_{g1} ($I_{g1} = +0,3\mu\text{A}$)	= max.	-1,3	V
R_{g1}	= max.	0,7	M Ω
V_{fk}	= max.	50	V
R_{fk}	= max.	5	k Ω

4688
4689

PHILIPS

Limiting values
Caractéristiques limites
Grenzdaten

V_{a_0}	= max.	600	V
V_a	= max.	375	V
W_e	= max.	18	W
V_{g2_0}	= max.	600	V
V_{g2}	= max.	275	V
$W_{g2}(V_1 = 0)$	= max.	2	W
$W_{g2}(W_0 = \text{max.})$	= max.	3,5	W
I_k	= max.	90	mA
$V_{g1}(I_{g1} = +0,3 \mu\text{A})$	= max.	-1,3	V
R_{g1}	= max.	0,7	M Ω
V_{kf}	= max.	50	V
R_{kf}	= max.	5	k Ω

PHILIPS



*Electronic
Tube*

HANDBOOK

	4688	
page	sheet	date
1	1	1948.08.25
2	1	1953.12.12
3	2	1948.08.25
4	2	1953.12.12
5	FP	1999.06.07