

"Miniwatt"

AK 2

OCTODE frequency converter for superheterodyne receivers
OCTODE changeur de fréquence pour superhétérodynes
OCTODE mischroehre für Ueberlagerungsempfänger

Heating : Indirect ; A.C. ; parallel supply
 Chauffage : Indirect ; courant alternatif ; alimentation en parallèle $V_f = 4,0 \text{ V}$
 $I_f = 0,65 \text{ A}$
 Heizung : Indirekt ; Wechselstrom ; Parallelspeisung

Capacities	$C_{ag_1} < 0,06 \text{ pF}$	$C_a = 12,5 \text{ pF}$
Capacités	$C_{g_1} = 9,1 \text{ pF}$	$C_{g_1 g_4} < 0,35 \text{ pF}$
Kapazitäten	$C_{g_4} = 8,7 \text{ pF}$	$C_{g_1 g_4} < 0,25 \text{ pF}$
	$C_{g_2} = 6 \text{ pF}$	

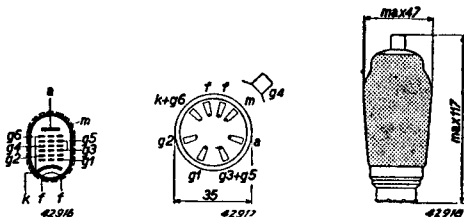
Operating characteristics
 Caractéristiques de service
 Betriebsdaten

V_a	=	250 V	I_a	=	1,6 mA
V_{g_2}	=	90 V	I_{g_2}	=	2,0 mA
$V_{(g_3 + g_5)}$	=	70 V	$I_{(g_3 + g_5)}$	=	3,8 mA
$V_{g_1} (I_{g_1} = 190 \mu\text{A})$	=	-11 V	Sc	=	600 $< 2 \mu\text{A/V}$
$R_{g,k}$	=	50 $k\Omega$	R_i	=	1,6 $> 10 \text{ M}\Omega$
V_{g_4}	=	-1,5 — 25 V			

Limiting values
 Limites fixées pour l'utilisation
 Grenzwerte

V_{a0}	= max.	550 V	$V_{(g_3 + g_5)}$	= max.	70 V
V_a	= max.	250 V	$W_{(g_3 + g_5)}$	= max.	0,5 W
W_a	= max.	0,5 W	I_k	= max.	10 mA
$V_{g_3 0}$	= max.	300 V	$R_{g,k}$	= max.	2,5 $\text{M}\Omega$
V_{g_2}	= max.	90 V	$R_{g,k}$	= max.	100 000Ω
W_{g_2}	= max.	0,3 W	V_{fk}	= max.	50 V
$V_{(g_3 + g_5) 0}$	= max.	400 V	R_{fk}	= max.	5000 Ω

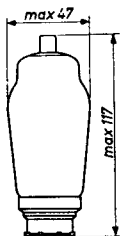
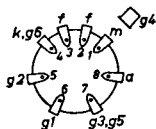
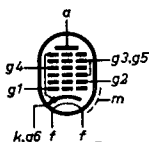
Electrode arrangement, base connections and max. dimensions in mm.
 Disposition des électrodes, connexions du culot et dimensions max. en mm.
 Elektrodenanordnung, Sockelanschlüsse und max. Abmessungen in mm.



OCTODE for use as frequency changer
 OCTODE pour utilisation en changeuse de fréquence
 OKTODE zur Verwendung als Mischröhre

Heating : indirect; parallel supply $V_f = 4,0$ V
 Chauffage: indirect; alimentation-parallèle $I_f = 0,65$ A
 Heizung : indirect; Parallelspeisung

Dimensions in mm
 Dimensions en mm
 Abmessungen in mm



Base, culot, Sockel: I

Operating characteristics
 Caractéristiques d'utilisation
 Betriebsdaten

V_a	=	250	V
V_{g2}	=	90	V
$V_{g3, g5}$	=	70	V
R_{g1}	=	50	k Ω
I_{g1}	=	190	μ A
V_{osc}	=	8,5	V_{eff}
V_{g4}	=	-1,5	-25
I_a	=	1,6	mA
I_{g2}	=	2,0	mA
$I_{g3, g5}$	=	3,8	mA
S_c	=	600	<2 μ A/V
R_i	=	1,6	>10 M Ω

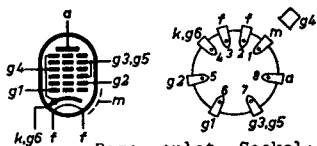
Limiting values
 Caractéristiques limites
 Grenzdaten

V_{a0}	= max.	550	V	$V_{g3, g5}$	= max.	70	V
V_a	= max.	250	V	$W_{g3, g5}$	= max.	0,5	W
W_a	= max.	0,5	W	I_k	= max.	10	mA
V_{g20}	= max.	300	V	R_{g4}	= max.	2,5	M Ω
V_{g2}	= max.	90	V	R_{g1}	= max.	0,1	M Ω
W_{g2}	= max.	0,3	W	V_{kf}	= max.	50	V
$V_{g3, g50}$	= max.	400	V	R_{kf}	= max.	5	k Ω

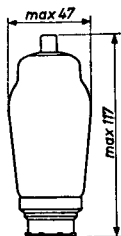
OCTODE for use as frequency changer
 OCTODE pour utilisation en changeuse de fréquence
 OKTODE zur Verwendung als Mischröhre

Heating : indirect; parallel supply $V_f = 4,0$ V
 Chauffage: indirect; alimentation-parallèle $I_f = 0,65$ A
 Heizung : indirect; Parallelspeisung

Dimensions in mm
 Dimensions en mm
 Abmessungen in mm



Base, culot, Sockel: F



Operating characteristics
 Caractéristiques d'utilisation
 Betriebsdaten

V_a	=	250	V
V_{g2}	=	90	V
$V_{g3, g5}$	=	70	V
R_{g1}	=	50	k Ω
I_{g1}	=	190	μ A
V_{osc}	=	8,5	V_{eff}
V_{g4}	=	-1,5	-25
I_a	=	1,6	mA
I_{g2}	=	2,0	mA
$I_{g3, g5}$	=	3,8	mA
S_c	=	600	<2 μ A/V
R_i	=	1,6	>10 M Ω

Limiting values
 Caractéristiques limites
 Grenzdaten

V_{a0}	= max.	550	V	$V_{g3, g5}$	= max.	70	V
V_a	= max.	250	V	$W_{g3, g5}$	= max.	0,5	W
W_a	= max.	0,5	W	I_k	= max.	10	mA
V_{g20}	= max.	300	V	R_{g4}	= max.	2,5	M Ω
V_{g2}	= max.	90	V	R_{g1}	= max.	0,1	M Ω
W_{g2}	= max.	0,3	W	V_{kf}	= max.	50	V
$V_{g3, g50}$	= max.	400	V	R_{kf}	= max.	5	k Ω

PHILIPS



*Electronic
Tube*

HANDBOOK

page	AK2 sheet	date
1	1	1947.12.01
2	1	1953.12.12
3	2	1959.12.12
4	FP	1999.06.26