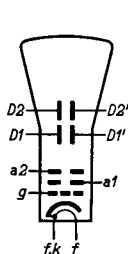


High vacuum CATHODE RAY TUBE for oscillography
 TUBE A RAYONS CATHODIQUES à vide poussé pour oscillographie
 Hochvakuum KATHODENSTRAHLRÖHRE für Oszillographie

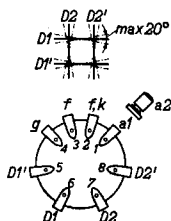
	<u>DB 7-1</u>	<u>DG 7-1</u>
Screen	blue	green
Ecran	bleu	vert
Schirm	blau	grün

Heating: indirect by A.C. or D.C.
 Chauffage: indirect par C.A. ou C.C. $V_f = 4,0 V$
 Heizung: indirekt durch Wechsel- oder Gleichstrom $I_f = 1,0 A$

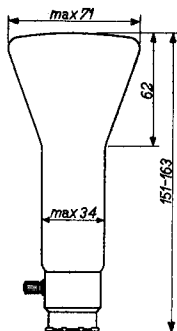
Dimensions in mm
 Dimensions en mm
 Abmessungen in mm



P-base



Culot P



P-Fuss

Focusing
 Focalisation
 Fokussierung

electrost.

Deflection
 Déviation
 Ablenkung

double electrostatic
 électrostatique double
 doppel-elektrostatisch

D1D1' symmetr.

D2D2' symmetr.

Capacitances	C_g	=	7 pF
Capacités	C_{D1}	=	6,5 pF
Kapazitäten	$C_{D1'}$	=	6,5 pF
	C_{D2}	=	6,4 pF
	$C_{D2'}$	=	6,4 pF
	$C_{D1D1'}$	=	0,7 pF
	$C_{D2D2'}$	=	0,85 pF
	$C_{D1D1'} - D2D2'$	=	3,7 pF

Net weight		Shipping weight	
Poids net	110 g	Poids brut	700 g
Nettogewicht		Bruttogewicht	

Line width	($V_{a2} = 800 \text{ V}$)	0,9 mm ¹⁾
Epaisseur de la ligne	($I_f = 0,5 \mu\text{A}$)	
Linienbreite		

Operating characteristics
Caractéristiques d'utilisation
Betriebsdaten

V_{a2}	=	800 V
V_{a1}	=	150 - 350 V
$-V_g$	=	0 - 30 V
I_{a2}	=	122 - 0 μA
$-I_{a1}$	=	4 - 0 μA
N_1	=	0,22 mm/V
N_2	=	0,14 mm/V

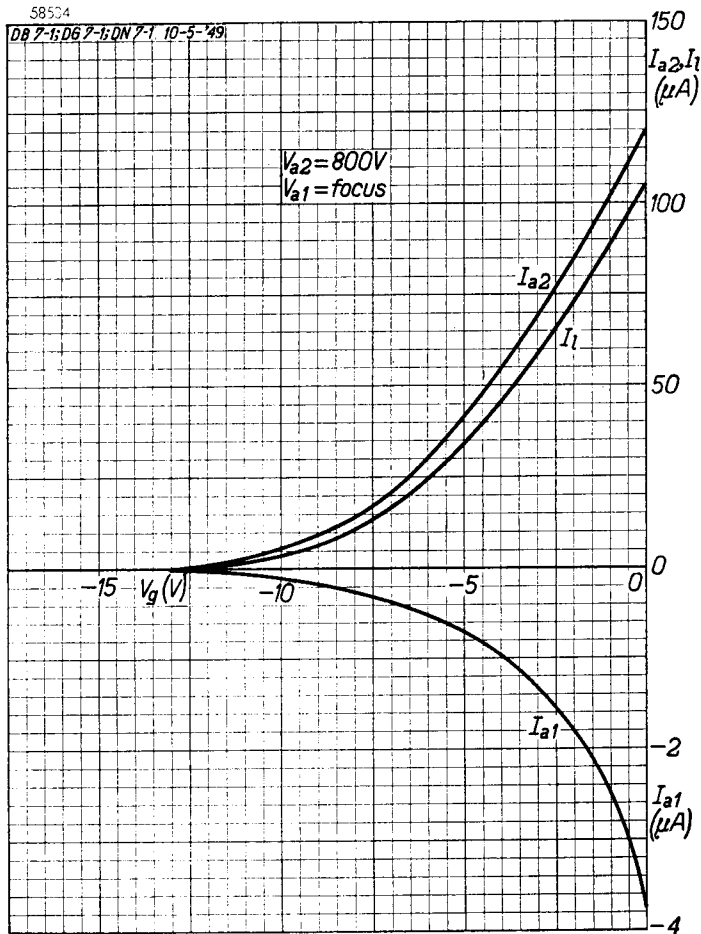
Limiting values
Caractéristiques limites
Grenzdaten

$V_{a2} = \text{max. } 800 \text{ V}$	$V_{D1D1'p}$	=	max. 450 V
$V_{a1} = \text{max. } 350 \text{ V}$	$V_{D2D2'p}$	=	max. 750 V
$V_g = \text{max. } 0 \text{ V}$	W_f	=	max. 3 mW/cm ²
$-V_g = \text{max. } 200 \text{ V}$	R_D	=	max. 2 M Ω
	R_g	=	max. 1,5 M Ω

¹⁾ Measured on a circle of 50 mm diameter
Mesuré à un cercle de 50 mm diamètre
Gemessen an einem Kreis von 50 mm Durchmesser

58524

DB 7-1; DG 7-1; QN 7-1 10-5-49



PHILIPS



*Electronic
Tube*

HANDBOOK

DB7-1 DG7-1

page	sheet	date
1	1	1949.10.10
2	2	1949.10.10
3	A	1949.10.10
4	FP	2000.09.24