



50L6-GT



50L6-GT

**BEAM POWER AMPLIFIER**

Heater <sup>■</sup>	Coated Unipotential Cathode	
Voltage	50	a-c or d-c volts
Current	0.15	amp.
Maximum Overall Length		3-5/16"
Maximum Seated Height		2-3/4"
Maximum Diameter		1-5/16"
Bulb		T-9
Base	Intermediate Shell	Octal 7-Pin
Pin 1 - No Connection		Pin 5 - Grid
Pin 2 - Heater		Pin 7 - Heater
Pin 3 - Plate		Pin 8 - Cathode
Pin 4 - Screen		
Mounting Position		Any



BOTTOM VIEW (G-7AC)  
AMPLIFIER

Plate Voltage	200 max.	volts
Screen Voltage	117 max.	volts
Plate Dissipation	10 max.	watts
Screen Dissipation	1.25 max.	watts

**Typical Operation and Characteristics - Class A<sub>1</sub> Amplifier:**

Plate	110	200	volts
Screen	110	110	volts
Grid *	-7.5	-8	volts
Peak A-F Grid Voltage	7.5	8	volts
Zero-Sig. Plate Cur.	49	50	ma.
Max.-Sig. Plate Cur.	50	55	ma.
Zero-Sig. Screen Cur.	4	2 approx.	ma.
Max.-Sig. Screen Cur.	11	7 approx.	ma.
Plate Resistance	13000	30000	approx. ohms
Transconductance	9000	9500	μmhos
Load Resistance	2000	3000	ohms
Total Harmonic Dist.	10	10	%
Power Output	2.1	4.3	watts

<sup>■</sup> In circuits where the cathode is not directly connected to the heater, the potential difference between heater and cathode should be kept as low as possible.

\* The type of input coupling should not introduce too much resistance in the grid circuit. Transformer- or impedance-coupling devices are recommended. When the grid circuit has a resistance not higher than 0.1 megohm, fixed bias may be used; for higher values, cathode bias is required. With cathode bias, the grid circuit may have a resistance not to exceed 0.5 megohm.

*Curves under type 25L6-07 also apply to the 50L6-07.*

← Indicates a change.

Sept. 2, 1941

RCA RADIOTRON DIVISION  
RCA MANUFACTURING COMPANY, INC.

DATA

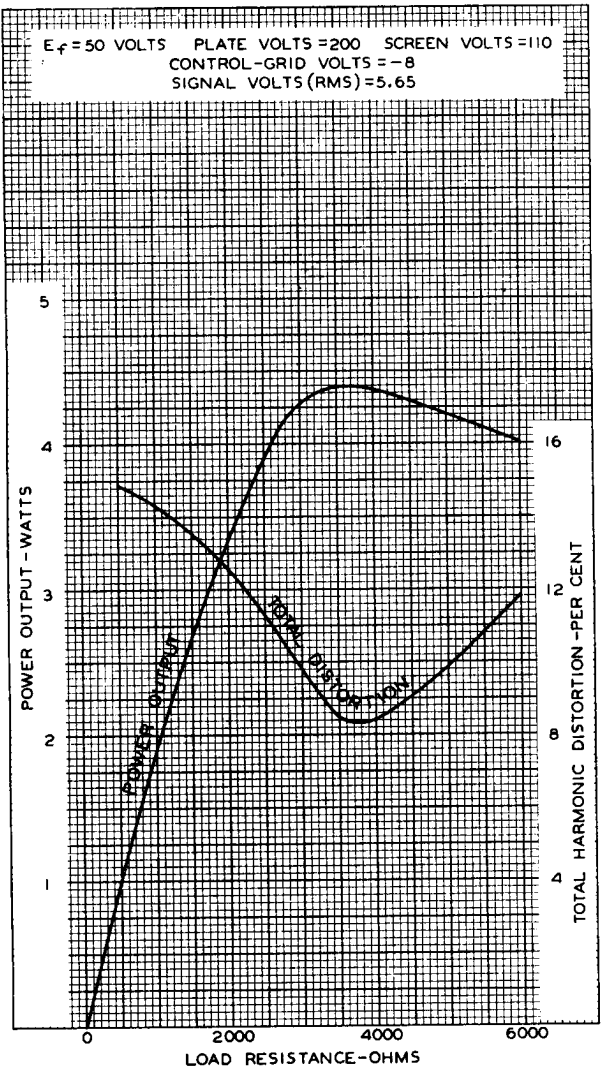
50L6-GT



50L6-GT

### OPERATION CHARACTERISTICS

$E_f = 50$  VOLTS    PLATE VOLTS = 200    SCREEN VOLTS = 110  
CONTROL-GRID VOLTS = -8  
SIGNAL VOLTS (RMS) = 5.65



AUG. 7, 1941

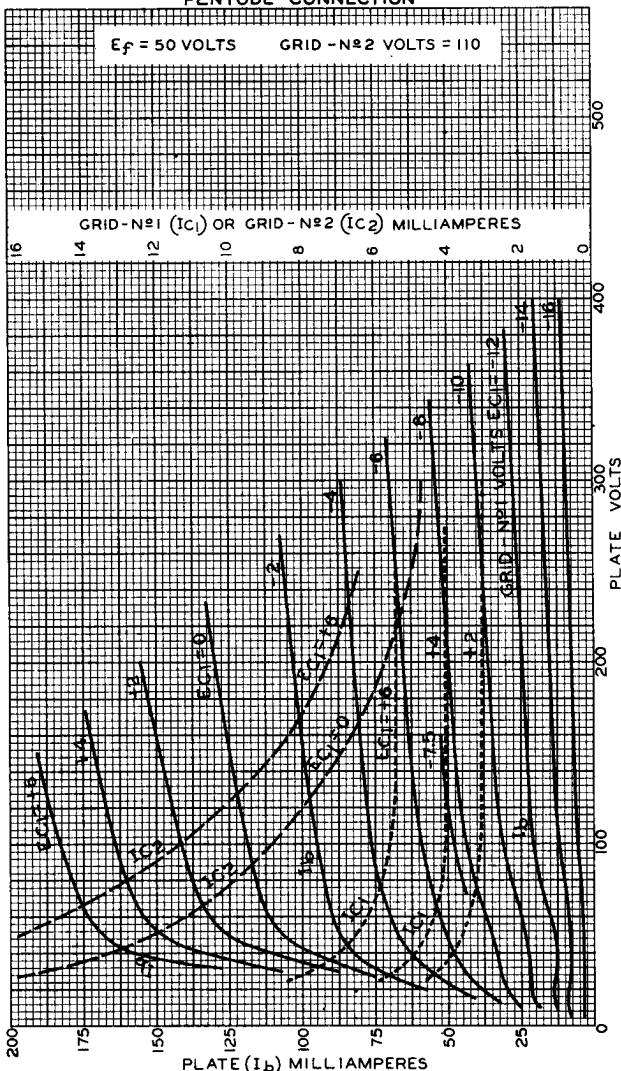
RCA RADOTRON DIVISION  
RCA MANUFACTURING COMPANY, INC.

92C-6308



50L6-GT

# 50L6-GT AVERAGE PLATE CHARACTERISTICS PENTODE CONNECTION



JAN. 27, 1950

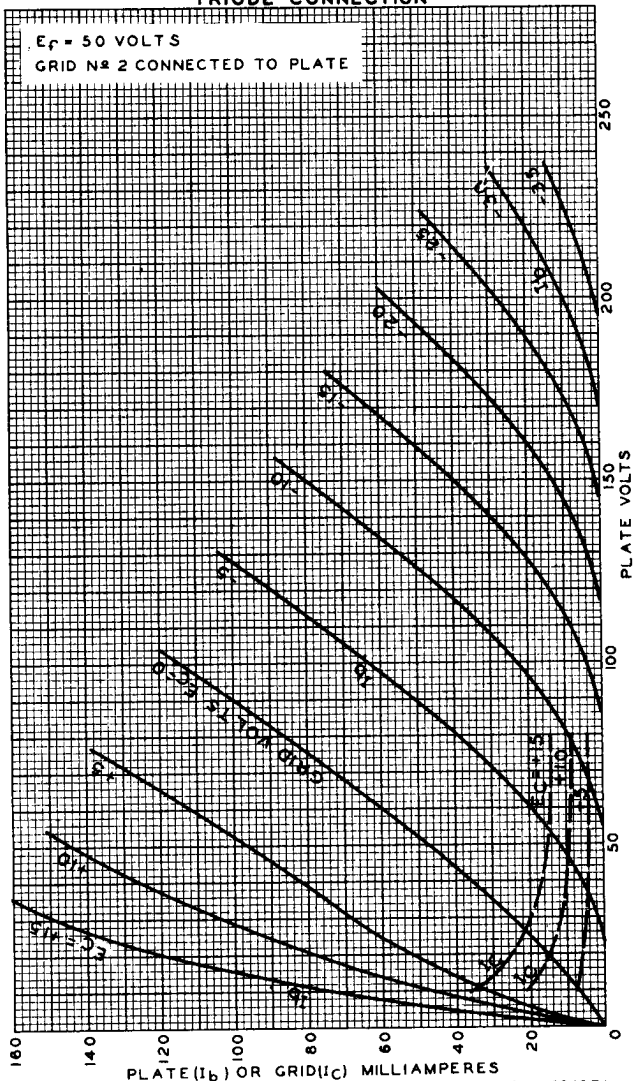
TUBE DEPARTMENT  
RADIO CORPORATION OF AMERICA, HARRISON, NEW JERSEY

92CM-6314R1

50L6-GT



# 50L6-GT AVERAGE PLATE CHARACTERISTICS TRIODE CONNECTION



APRIL 6, 1948

TUBE DEPARTMENT

92CM-6316R1

RADIO CORPORATION OF AMERICA, HARRISON, NEW JERSEY