

Osram Valves

Made in England.



Maximum Dimensions :
Overall length (including pins) 100 m/m.
Diameter of bulb 36 m/m.

TYPE D41 DOUBLE DIODE

With Indirectly Heated Cathode

The OSRAM D41 is a Double Diode Valve for use as a combined Detector and Automatic Volume Control Valve in radio receivers. Its filament rating makes it suitable for either parallel or series filament running so that it can be used with the 4-volt or 0.3 ampere ranges of valves respectively.

A diode such as the D41 is the ideal Detector Valve as it provides practically perfect undistorted detection when operated at suitable values of input voltage.

CHARACTERISTICS

Heater Volts	4.0
Heater Current	0.3 amp.

With Load Resistance 0.25 megohm:—

A.C. volts R.M.S.	5	10	15	20	25
D.C. average current in microamps ..	25	52	78	100	130

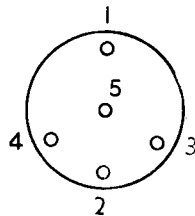
Max. L.F. volts when fed at 30% modulation 7 volts peak

Interelectrode Capacities:—

Diode (1) to Cathode (others earthed)	3.5 m.mfd. approx.
Diode (2) to Cathode (others earthed)	2.5 m.mfd. „
Diode to Diode	0.5 m.mfd. „

(Taken on Metallised Valve)

For prices see
pages 126-129.

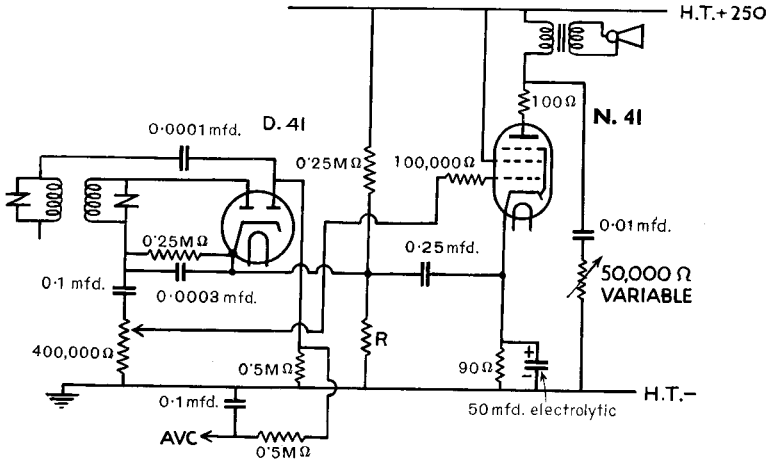


View looking on underside of valve base

- BASE 5-PIN.**
- 1: Diode
 - 2: Diode
 - 3: Heater
 - 4: Heater
 - 5: Cathode and Metallising

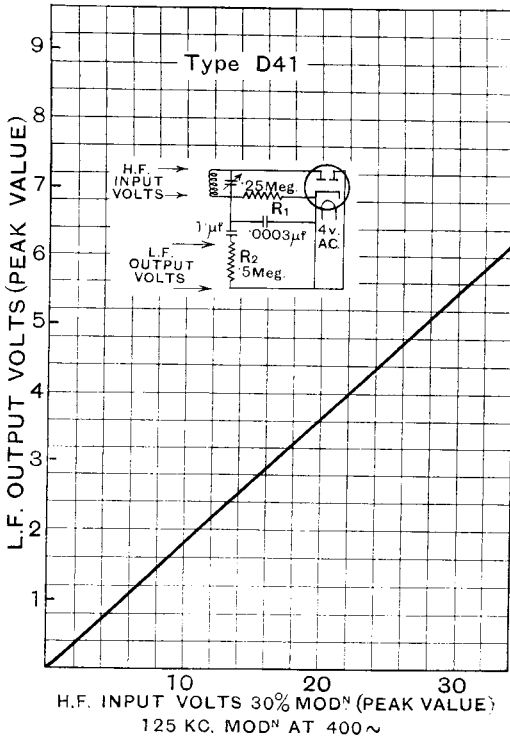
Type D41 is supplied in metallised or clear bulb according to requirements.

TYPE D41



$R = \text{Value depending on delay voltage required}$
 where delay volts = $\frac{R}{R + 0.25M\Omega} \times \text{H.T. volts.}$

A typical circuit for D41 operating as Detector and for delayed A.V.C. feeding into N41 output Pentode is shown above.



AVERAGE CHARACTERISTIC CURVE.