



Sub-Miniature Cold Cathode Gas-Filled Triode

Code: G1/236G (CV3524)

The G1/236G is a three electrode, gas-filled cold cathode triode. It has been designed primarily for "storage" purposes in telephone circuits but has applications in the field of electronic counting.

DIMENSIONS.

Maximum bulb length	40	mm
Maximum bulb diameter	8.7	mm
Maximum overall width	12.7	mm
Base	None. Tinned leads for soldering directly into the circuit	
Net weight	2.5	g

D.C. CHARACTERISTICS.

Minimum main gap breakdown voltage	235	V
Nominal main gap maintaining voltage	70	V
Maximum control gap breakdown voltage	85	V
Nominal control gap maintaining voltage	57	V
Maximum cathode current	1.5	mA
Minimum cathode current	0.5	mA
Recommended anode voltage	180	V
Maximum trigger resistance	1.0	MΩ

DYNAMIC CHARACTERISTICS.

Transfer

A typical measure of transfer sensitivity is the following :—

Maximum trigger voltage required for main gap breakdown, in the form of a 100 micro-second pulse at V_a 150 volts and R_t 1 megohm*	95	V
-----------------------------------------------------------------------------------------------------------------------------------------	----	---

*The megohm referred to takes a spread of $\pm 10\%$ into account. This makes 1.1 megohm an absolute maximum.

Ref.: G1/236G

**Sub-Miniature Cold
Cathode Gas-Filled
Triode**
Code: G1/236G (CV3524)



Deionisation.

A typical measure of deionisation is the following :—

After extinguishing, from a conducting condition limited by 100 k Ω , by pulsing the anode to cathode potential with a square pulse of one milli-second duration, the maximum value of reapplied anode voltage that will not cause the valve to restrike is 200 V.

General Notes.

Anode voltages between 150 and 200 volts and a minimum trigger pulse voltage of 95 volts are required to give satisfactory dynamic operation.

If a circuit is used which takes the trigger negative with respect to the cathode at any time, then the ratio of mean cathode current to mean trigger current, when negative, must not be less than 6 to 1. This ratio is a limitation to the value of trigger resistance which should be determined for each such application.

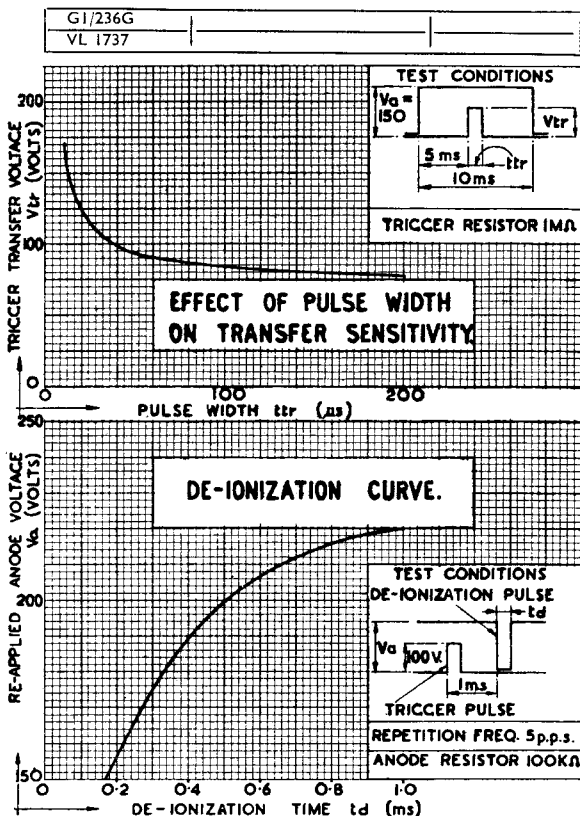
If a metal clip is used for anchoring the valve, it should be electrically connected to the trigger.

These valves are light sensitive during operation and should not be exposed to direct sunlight. On the other hand a small measure of light is necessary to ensure satisfactory dynamic operation. If it is desired to use them in a totally enclosed space a small light source should be provided.



Sub-Miniature Cold Cathode Gas-Filled Triode

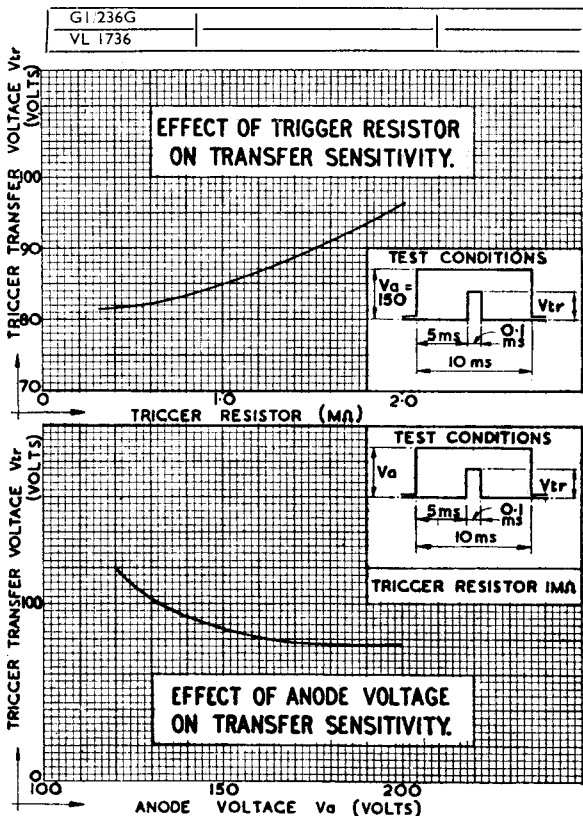
Code: G1/236G (CV3524)



Sub-Miniature Cold Cathode Gas-Filled Triode



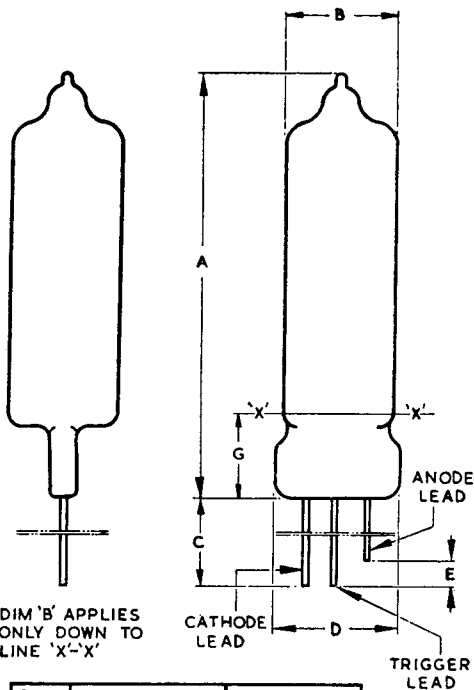
Code: G1/236G (CV3524)





Sub-Miniature Cold Cathode Gas-Filled Triode

Code: G1/236G (CV3524)



DIM	MILLIMETERS	INCHES
A	40 MAX	1 9/16 MAX
B	8.7 MAX	0.343 MAX
C	51 MIN	2 MIN
D	12.7 MAX	1/2 MAX
E	12.7 NOM	1/2 NOM
G	B MAX.	5/16 MAX.

NOTE:- BASIC FIGURES ARE INCHES