



UNITED

ELECTRONICS COMPANY

TYPE 6303

HIGH-VACUUM CLIPPER DIODE-RECTIFIER

The UNITED 6303 is designed to withstand the severe shock and vibration conditions encountered in military electronic equipment while reliably delivering the high peak power for which it is rated. The *BONDED THORIA FILAMENT* enables the tube to withstand a minimum of 300 g shock and gives the emission reserve necessary to guarantee long life when the 6303 is used at maximum ratings.

In addition to eliminating the thoriated tungsten filament, a prime source of catastrophic failures in high power diodes, the 6303 features a wide circumference kovar top seal which reduces seal temperature, and a zirconium coated graphite anode which greatly improves the dissipation characteristics.

CHARACTERISTICS AND RATINGS

CLIPPER DIODE
RECTIFIER TYPE
6303

ELECTRICAL DATA

RECTIFIER RATINGS

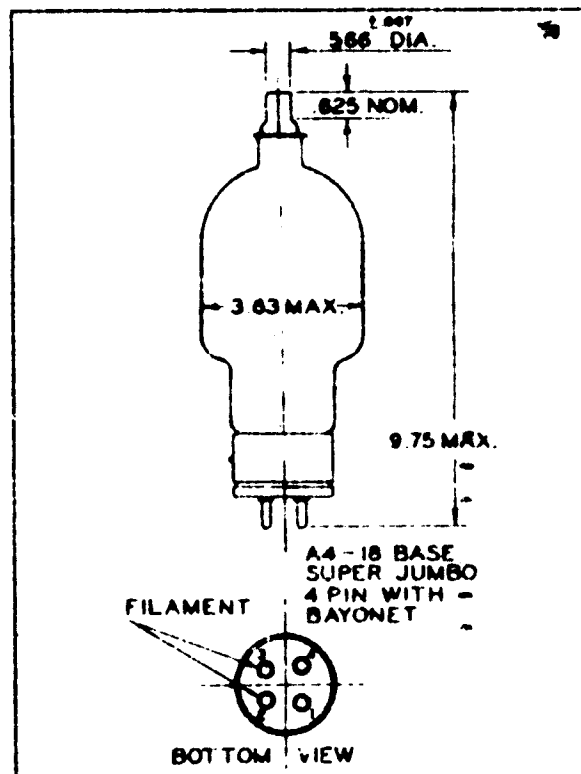
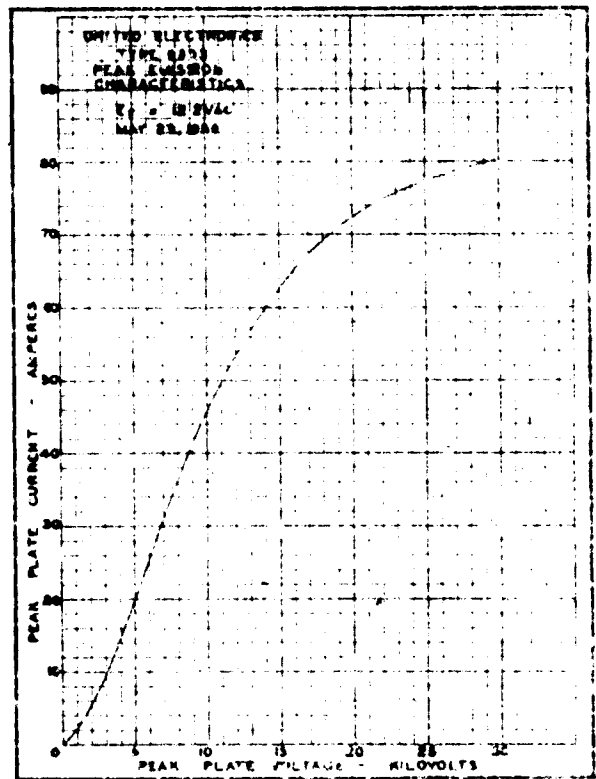
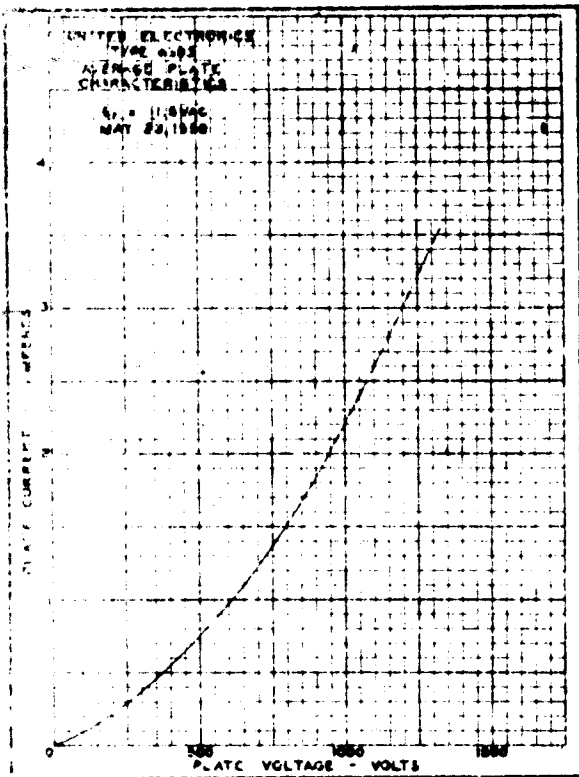
Filament Voltage --- Vac	11.5 ± 2.5%
Filament Current --- Aac	15.25 ± 1.00
Maximum Peak Inverse Voltage	40 kv
Maximum Peak Plate Current	2.5 a
Maximum Average Plate Current	700 mA _{dc}
Anode Dissipation	550 W

CLIPPER DIODE RATINGS

Filament Voltage --- Vac	12.2 ± 2.5%
Filament Current --- Aac	15.5 ± 1.00
Maximum Peak Inverse Voltage	33 kv
Maximum Peak Plate Current	50 a
Root Mean Square Current	1.25 A _{ac}
Anode Dissipation	550 W

MECHANICAL DATA

DIMENSIONS	Per Drawing
BASE	A4-18
NET WEIGHT	10 oz.
SHOCK RATING	300 g
VIBRATION RATING	10 g



UNITED ELECTRONICS COMPANY

A Subsidiary of LING ELECTRONICS, INC.

42 SPRING STREET

HU 4-6300

NEWARK 4, N. J.