

TECHNICAL INFORMATION

SUBMINIATURE PENTODE

Excellence in Electronics

TYPE
CK6418

The CK6418 is a filament type pentode of subminiature construction designed for use as a power amplifier in portable and wearable equipment. The flexible terminal leads may be soldered or welded directly to the terminals of circuit components without the use of sockets. Standard inline subminiature sockets may be used by cutting the leads to a suitable length. It is similar in characteristics to type CK548DX.

MECHANICAL DATA

ENVELOPE: T-1 1/2 X 2 Glass

BASE: None (0.016" tinned flexible leads. Length: 1.5" min.
Spacings: 0.040" center-to-center)

TERMINAL CONNECTIONS: (Red Dot is adjacent to Lead 1)

Lead 1 Plate	Lead 4 Grid #1
Lead 2 Grid #2	Lead 5 Filament, Positive;
Lead 3 Filament, Negative;	Grid #3 ▲
Grid #3 ▲	

MOUNTING POSITION: Any

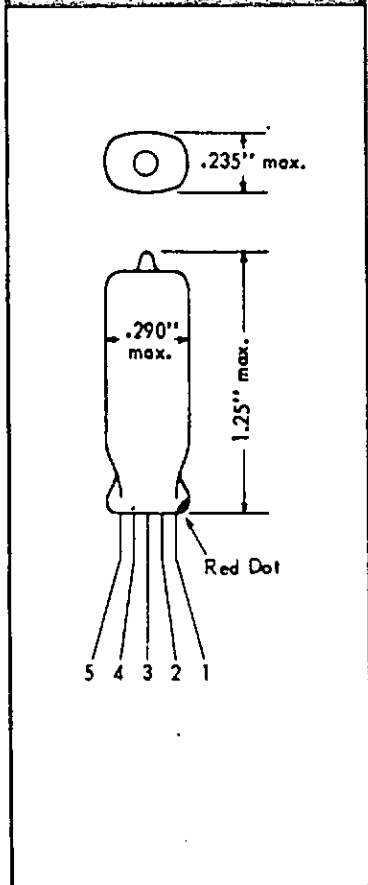
ELECTRICAL DATA

RATINGS - ABSOLUTE MAXIMUM VALUES:

Filament Voltage	1.25 ± 20% volts
Plate Voltage	30 volts
Grid #2 Voltage	30 volts
Cathode Current	0.5 ma.

CHARACTERISTICS AND TYPICAL OPERATION:

Filament Voltage	1.25	1.25 volts
Filament Current	10	10 ma.
Plate Voltage	15	22.5 volts
Grid #2 Voltage	15	22.5 volts
Grid #1 Voltage	-0.8	-1.2 volts
Zero-Signal Plate Current	100	240 μa.
Zero-Signal Grid #2 Current	25	60 μa.
Peak A-F Grid #1 Voltage	0.8	1.2 volts
Transconductance	190	300 μmhos.
Plate Resistance	0.72	0.42 meg.
Load Resistance	150	100 kilohms
Total Distortion (approx.)	12	12 percent
Power Output	0.6	2.2 mw



▲ Grid #3 is composed of two deflector plates, one being connected to Lead 3 and the other to Lead 5.

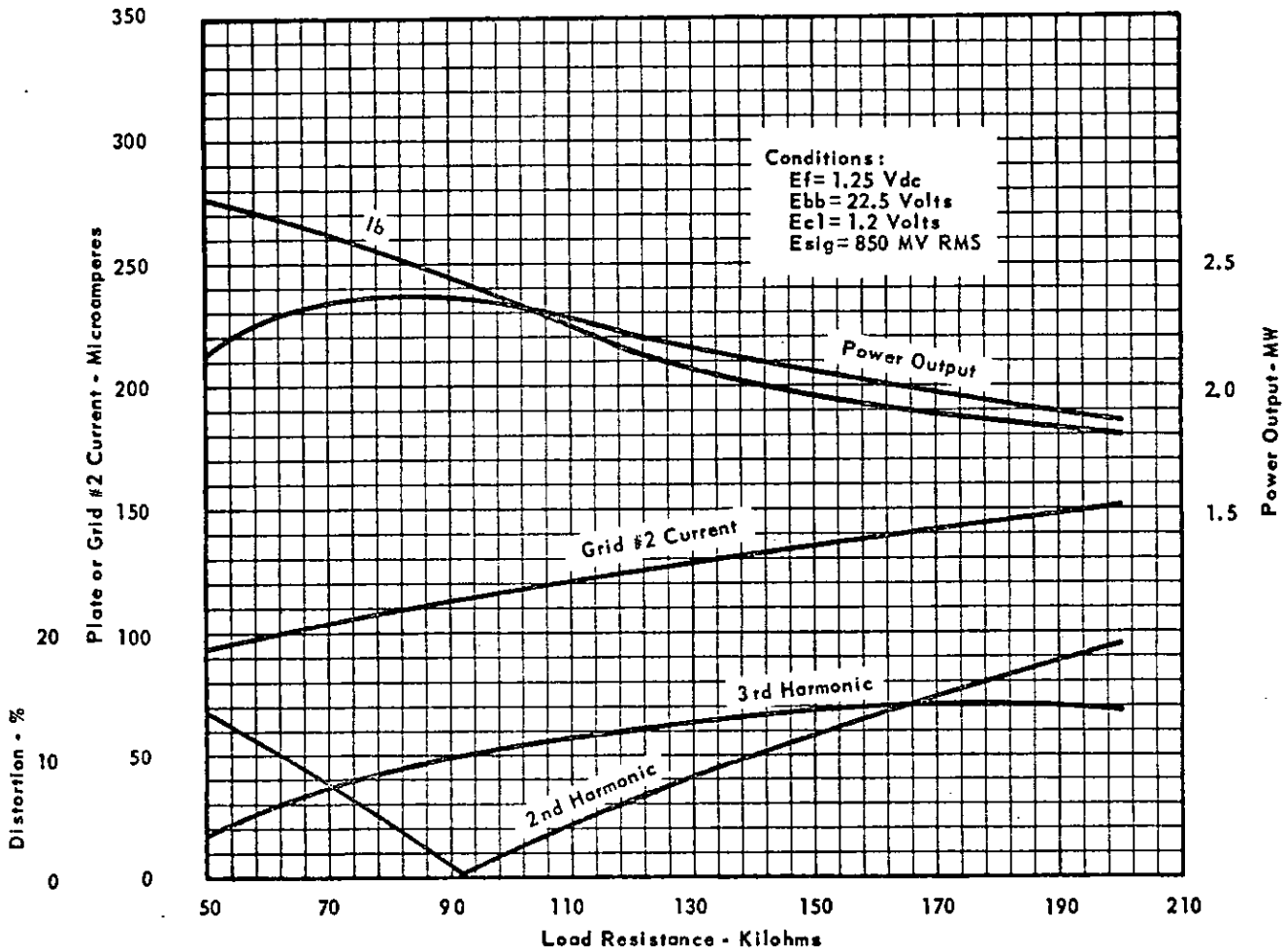
Tentative Data

RAYTHEON MANUFACTURING COMPANY



SUBMINIATURE PENTODE

TYPICAL POWER OUTPUT CHARACTERISTICS

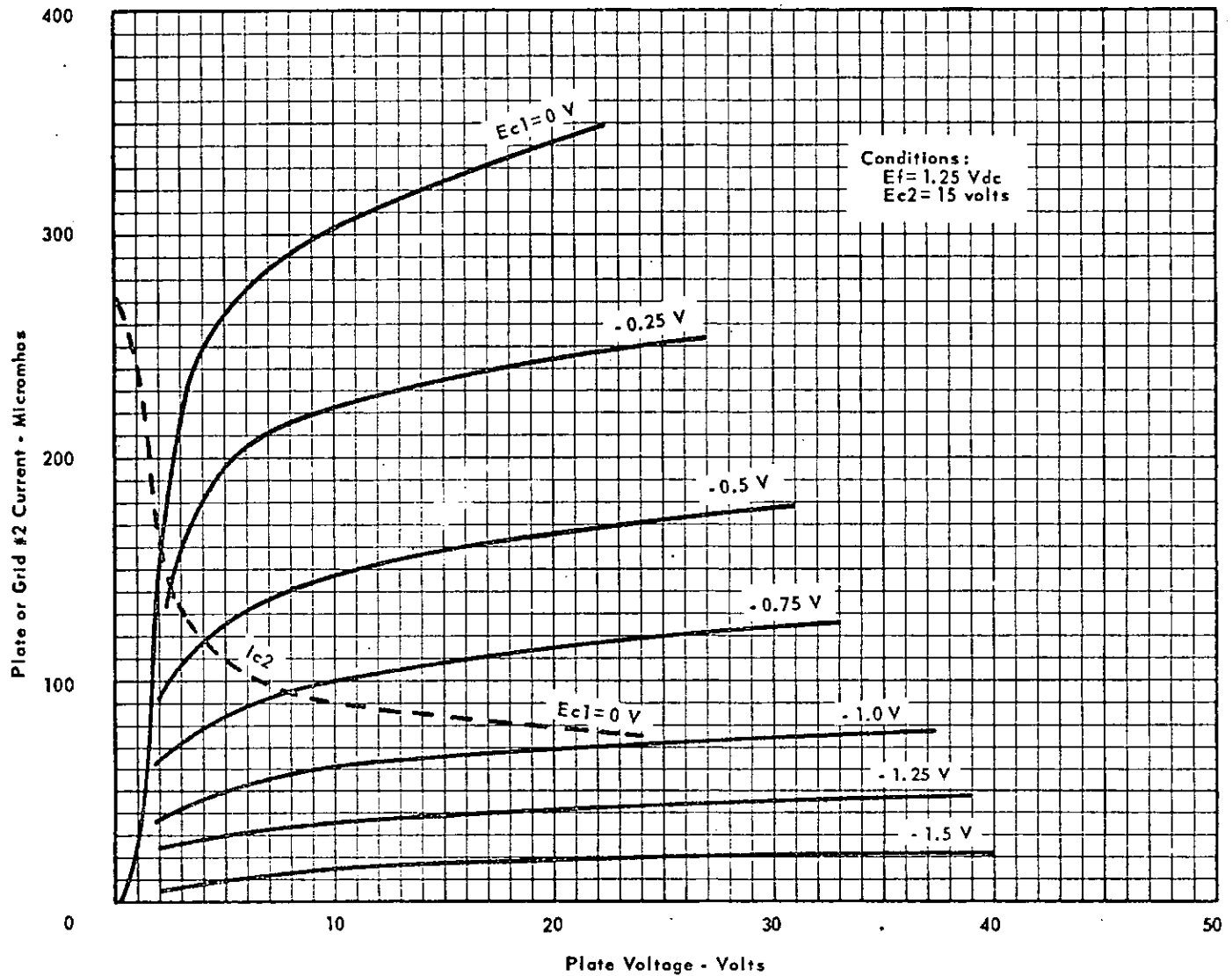


RAYTHEON MANUFACTURING COMPANY



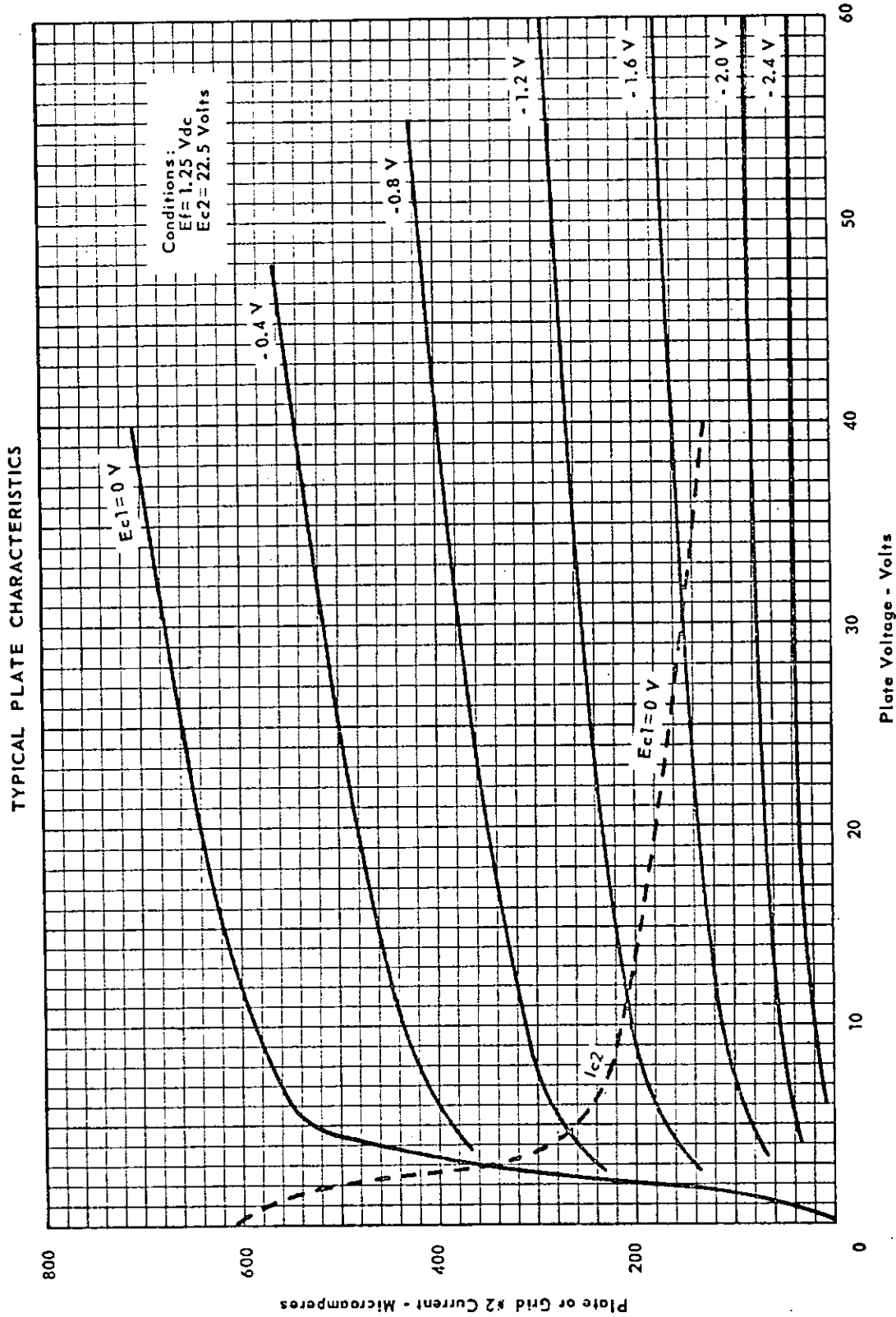
SUBMINIATURE PENTODE

TYPICAL PLATE CHARACTERISTICS





SUBMINIATURE PENTODE

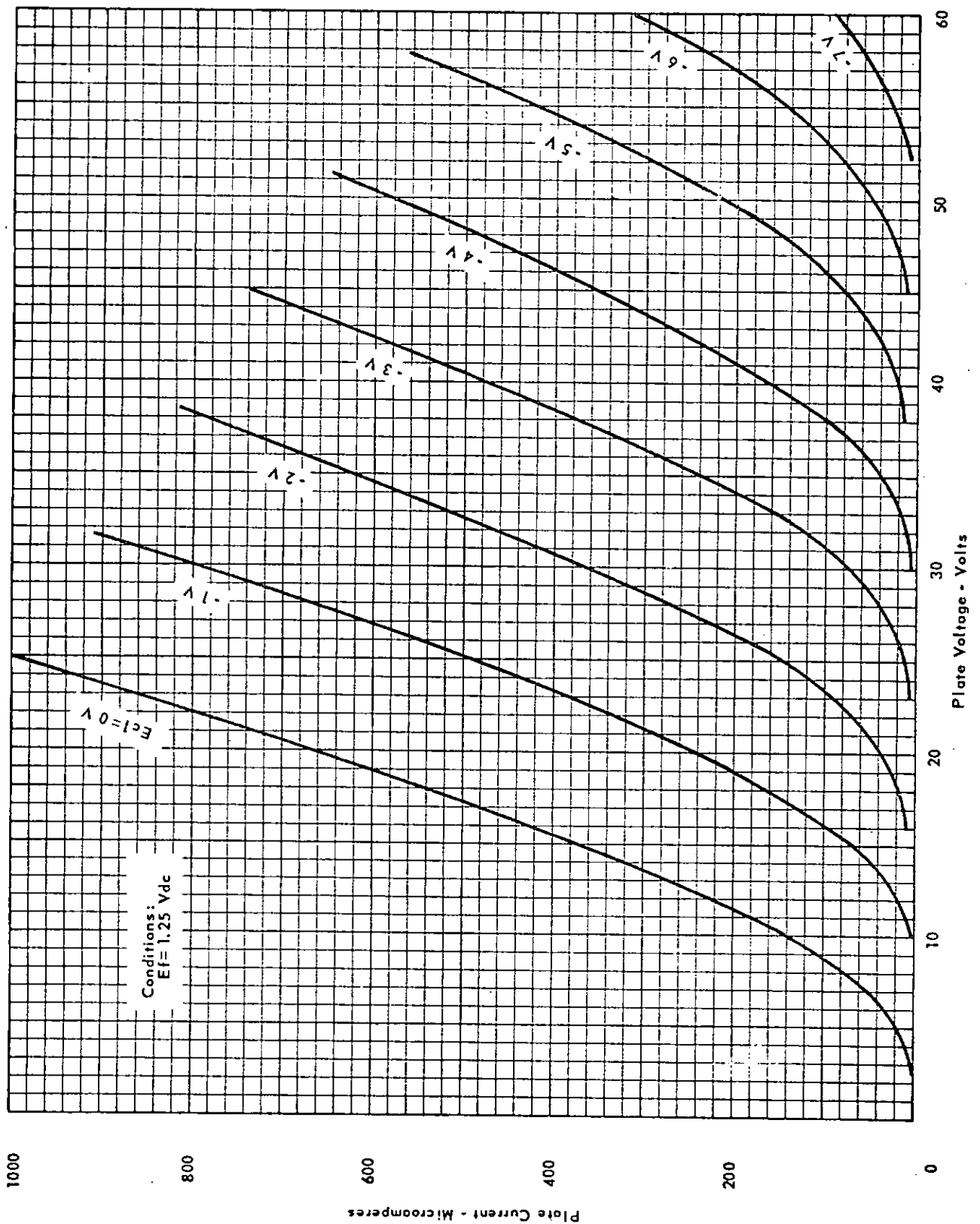


RAYTHEON MANUFACTURING COMPANY



SUBMINIATURE PENTODE

TYPICAL PLATE CHARACTERISTICS
(Triode Connected)



RAYTHEON MANUFACTURING COMPANY