



17/6
W 30

(CATKIN)

W 30 (CATKIN)

UNIVERSAL RANGE

Indirectly Heated H.F. Pentode

INSTRUCTIONS FOR USE

NOMINAL RATING

Filament current	0.3A.
Filament volts	13.0 v.
Anode volts	250 v. max.
Screen volts	250 v. max.
Mutual conductance	4.0 mA/v.
At $E_a = E_s = 250, E_g = -1$	

The W30 is a High Frequency Pentode for series or parallel running such as in receivers intended for use on either A.C. or D.C. supply; or from "12-volt" car batteries. It has a variable-mu characteristic, which enables control of volume to be effected by variation of the grid bias voltage.

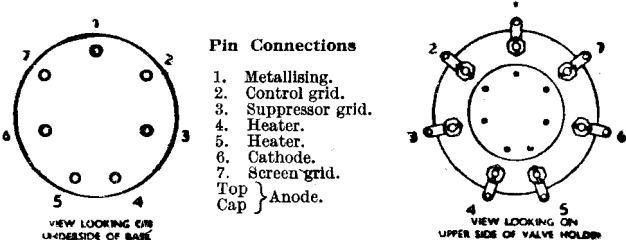
The Catkin W30 employs the all-metal construction in which the anode forms part of the envelope, and the usual glass pinch is replaced by a mica to metal clamp. The electrodes are held rigidly by mica spacing pieces, which secure the electrode system inside the anode. This mechanical construction results in greater strength, less variation in characteristics, greater freedom from microphonic noise, and smaller overall dimensions.

The Heater is intended (1) for series running with other valves in the receiver, so that use can be made of the full supply voltages through a suitable limiting resistance, thus obviating the necessity of employing a step-down filament transformer, or (2) for parallel running with other valves in this range in car radio of A.C. mains sets.

APPROX. OPERATING DATA

Anode volts.	Screen volts.	Negative grid volts	Average anode current	Average screen current	Average mutual conductance ma/v.
250	250	1.0	12.0	6.5	4.0
		2.0	8.5	4.4	3.0
		30.0	0.1	0.0	.014

The W30 is fitted with a 7-pin base, the connections to which are shown below:—

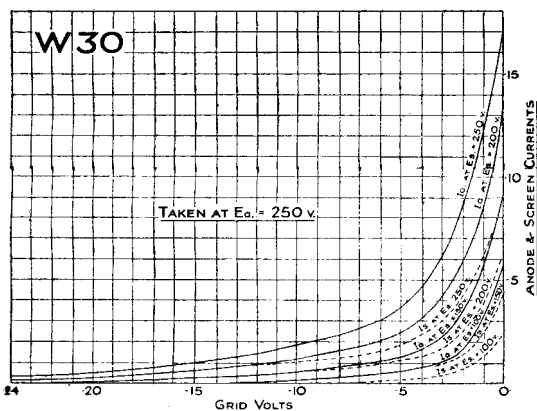
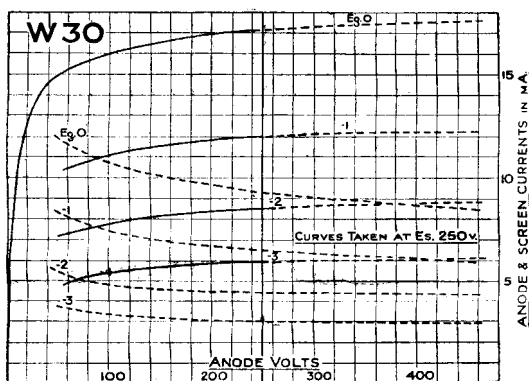


WARNING

Always switch off the receiver before attempting to touch, insert or remove any valve. Be sure also that no loose wire or metal part of the circuit is in contact with the metal shell, or outer canister of the valve, as this may cause an electrical short circuit, with consequent damage to the valve and/or circuit.

Should the purchaser have occasion to return this valve, he must do so through his supplier, who will provide the necessary form to be completed.

This valve has been thoroughly tested before leaving the Works, and no responsibility can be accepted for valves used under conditions other than the above.



Average Characteristic Curves

IMPORTANT NOTICE.

British Patents Nos. 147293, 230011, 369349, 378994, 389170, 390266, 400334, and other British Letters Patent.

LIMITED LICENCE.

The Manufacturers of the Valve contained in this box are the owners of or Licensees of the above Patents under one or more of which this valve is manufactured and grant to the Purchaser thereof, and to any person into whose hands it may come, a limited licence to use or sell the same, on the express conditions that it shall not be re-sold or offered for sale at a price lower than that marked on this box, and that no allowances, bonus, rebate, gift or other consideration of any kind shall be made or given by a seller or accepted by a purchaser whereby the price paid is brought below that marked on this box.

This valve is sold subject to the above conditions and any breach of any of the above conditions by any seller, purchaser, or user of this valve will render such seller, purchaser or user liable to an action for damages for infringement of Letters Patent.

No agent or dealer is authorised to vary this licence or to waive any of the above conditions.

MADE IN ENGLAND BY THE
M.O VALVE COMPANY LTD.

Proprietors: The General Electric Co., Ltd.
and Marconi's Wireless Telegraph Co., Ltd.

