



DATA FORM
 MULTIPLIER PHOTOTUBE
 TYPE 6292

The 6292 is a 10 stage multiplier phototube of the end-window type predominately sensitive to visible radiation.

<u>ELECTRICAL DATA</u>	Min.	Bog.	Max.	(units)
Spectral response		<u>59</u>		
Cathode luminous sensitivity at <u>210</u> volts, 0 cycles between cathode and all other electrodes	<u>40</u>	<u>60</u>		ua/l
Anode luminous sensitivity <u>105</u> volts/stage, 0 cycles	<u>4</u>	<u>13</u>		A/l
<u>145</u> volts/stage, 0 cycles	<u>28</u>	<u>120</u>		A/l
Wavelength at maximum response	<u>4300</u>	<u>4800</u>	<u>5300</u>	Angstroms
Cathode sensitivity at maximum response at <u>210</u> volts between cathode and all other electrodes		<u>3.7×10^{-2}</u>		ua/uW
Anode dark current at <u>105</u> volts/stage			<u>.35</u>	ua
Interelectrode dark current at <u>105</u> volts/stage			<u>.35</u>	ua
Current amplification at <u>105</u> volts/stage	<u>100,000</u>	<u>215,000</u>		
at <u>145</u>	<u>700,000</u>	<u>2,300,000</u>		
Interelectrode capacitances anode to all other electrodes		<u>3.3</u>		uuf
anode to last dynode		<u>1.3</u>		uuf

MECHANICAL DATA

Window dimensions	<u>1.5</u>		in. Dia.
Seated height to center of window		<u>$4 \frac{7}{8} \pm \frac{3}{16}$</u>	in.
Tube diameter		<u>$2 \pm \frac{1}{16}$</u>	in.
Overall Length		<u>$5 \frac{5}{8} \pm \frac{3}{16}$</u>	in.
Base type	<u>Medium-shell diheptal 14 pin (B14-38)</u>		
Mounting Position	<u>Any</u>		

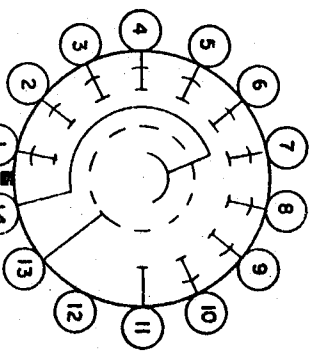
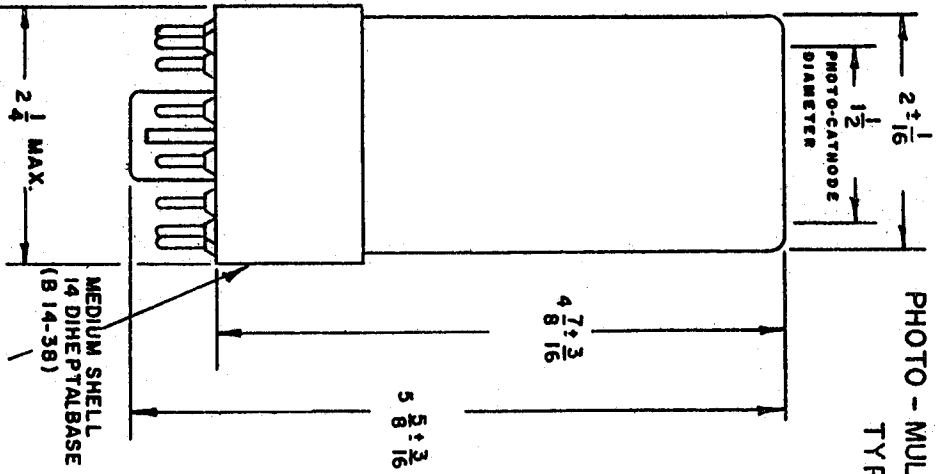

MAXIMUM RATINGS

Peak cathode current f	<u>20</u>	ua
Average anode current *	<u>5</u>	mA
Peak anode current	<u>25</u>	mA
Average anode dissipation *	<u>0.5</u>	W
Peak anode dissipation	<u>2.5</u>	W
Supply voltage between anode and cathode (DC or peak AC)	<u>2,100</u>	Volts

f The cathode current given here is that current at which the response of the cathode current ceases to be a linear function of the light intensity because of cathode resistance. In general, the cathode current must be kept well below this value in order to satisfy the maximum ratings on the anode current.

* Averaged over a 30 second interval maximum.

ANODE CURRENT (ma)



PIN NO	ELEMENT
1	DYNODE NO 1
2	DYNODE NO 2
3	DYNODE NO 3
4	DYNODE NO 4
5	DYNODE NO 5
6	DYNODE NO 6
7	DYNODE NO 7
8	DYNODE NO 8
9	DYNODE NO 9
10	DYNODE NO 10
11	ANODE
12	INTERNAL CONNECTION
13	SHIELD
14	CATHODE

NOTE: DIRECTION OF LIGHT INTO END OF BULB

SPECTRAL SENSITIVITY CHARACTERISTIC OF 6292
 FOR EQUAL VALUES OF RADIANT FLUX AT ALL
 WAVELENGTHS

Release No. 1162
 Type 6292
 Page 3 of 3

