


THYRATRON TUBE

NL-716
THYRATRON TUBE
1.0 Ampere dc -- 8.0 Amperes Peak



NATIONAL POWER TUBE NL-716 is a compact, quick heating thyratron designed for timing and control applications. It is gas and mercury filled for quick starting and wide temperature limits. NL-716 gives long life without circuit cushioning.

NATIONAL ELECTRONICS, INC.

GENEVA, ILLINOIS, U. S. A.

NL-716 THYRATRON TUBE TECHNICAL INFORMATION

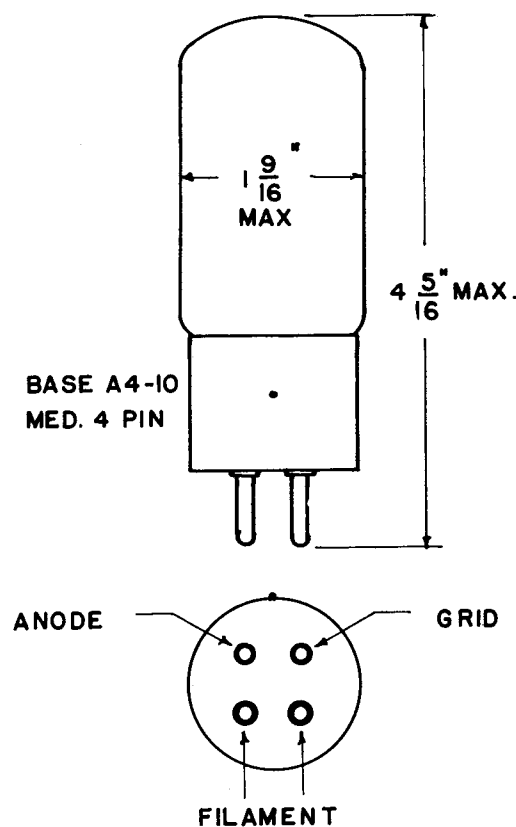
dc Amperes output (maximum)	1.0
Instantaneous Amperes output (maximum)	8.0
Maximum time of averaging anode current (seconds)	5
Maximum peak inverse volts	1250
Maximum peak forward volts	1250
Filament volts	2.5
Filament amperes	6.3 \pm 0.8
Filament heating time (seconds)	15
Typical arc drop at 5 amperes peak (volts)	8
Grid control characteristic	see curve
Maximum negative grid voltage before conduction (volts)	500
Maximum negative grid voltage during conduction (volts)	10
Ionization time (approx., microseconds)	10
Deionization time (approx., microseconds)	1000
Anode to grid capacitance (uuf)	3
Maximum critical grid current (microamperes)	10
Maximum ac short circuit current (amperes)	80
Condensed mercury temperature limits ($^{\circ}$ C) *	-40 to +80
Approximate temperature rise, cond. mercury above ambient ($^{\circ}$ C)	30
Mounting position	vertical, base down
Net weight (ounces)	3
Approx. shipping weight (lbs.)	3

*The tube may be started and satisfactory operation will result between -40 and $+80^{\circ}$ C. For maximum life the condensed mercury temperature after warm-up should run between $+40$ and $+80^{\circ}$ C which corresponds to approximately $+10$ and $+50^{\circ}$ C ambient.

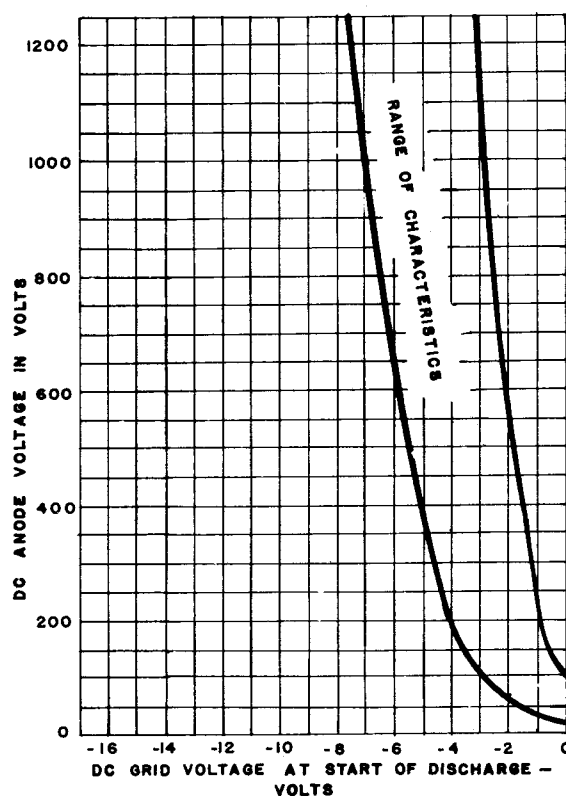
ALL DATA ARE BASED ON RETURNS TO FILAMENT TRANSFORMER CENTER TAP

LIGHT FILAMENT BEFORE APPLYING LOAD

OUTLINE DRAWING



GRID CHARACTERISTIC



Printed In USA-10-55-G. R.

NATIONAL ELECTRONICS, INC.

GENEVA, ILLINOIS, U. S. A.