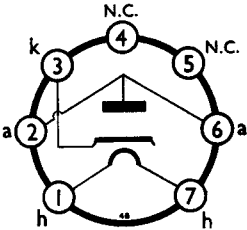




**MINIATURE
HALF WAVE RECTIFIER
0-1A INDIRECTLY HEATED**

U107
OCTOBER, 1952

BASE CONNECTIONS AND VALVE DIMENSIONS



View from underside
of base.

Base : B7G
Bulb : Tubular

Overall length : 64—70 mm.
Seated length : 58—64 mm.
Max. diameter : 19 mm.

RATING

I_h	0.1	A
V_h	40	V
V_{h-k}	350 max.	V
v_{h-k} (pk)	700 max.	V
PIV	700 max.	V
V_a (r.m.s.)	250 max.	V
I_{out}	90 max.	mA
i_a (pk)	540 max.	mA
i_a (sur)	1.8 max.	A

TYPICAL OPERATION

Single phase half wave. Capacitor input

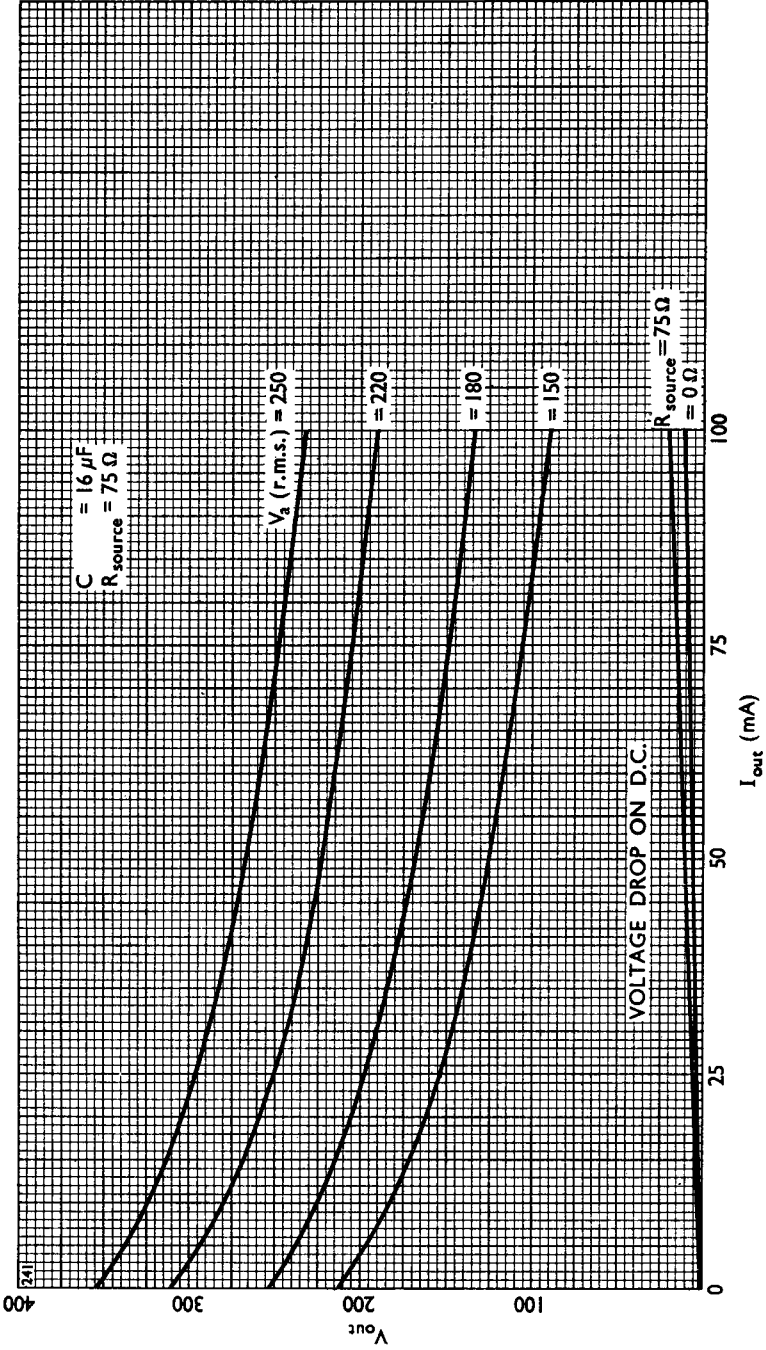
V_a (r.m.s.)	250	V
V_{out}	240	V
PIV	700	V
I_{out}	90	mA
i_a (pk)	540	mA
i_a (sur)	1.8	A
I_{ph} (r.m.s.)	190	mA
R_{source}	75	Ω
C	16	μF
Ripple	10	%

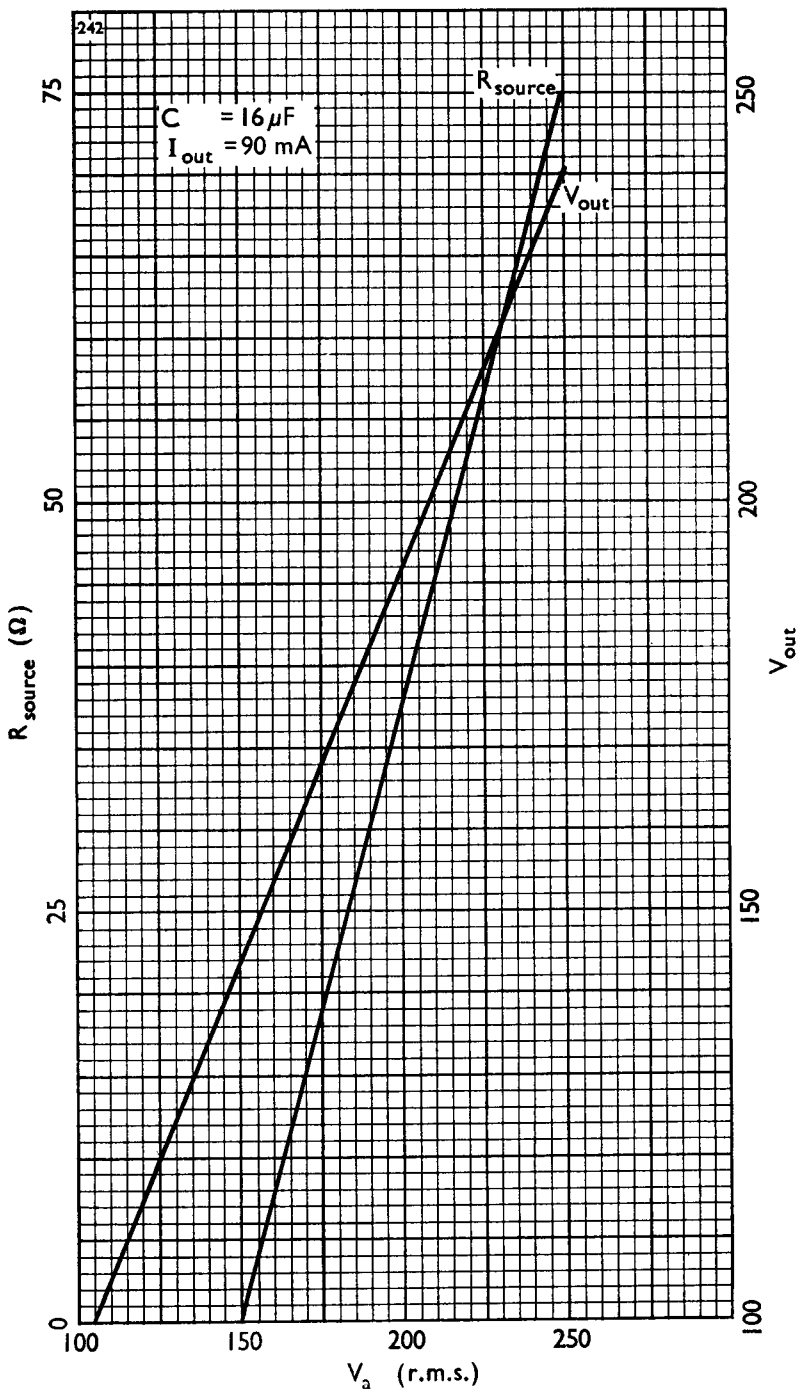
MOUNTING

Any position.

VENTILATION AND RETAINING

Free air circulation is preferable. If a retaining device in the form of a metal canister is used, the surfaces should be blackened. The temperature of the hottest part of the bulb must not exceed 250°C.





U107