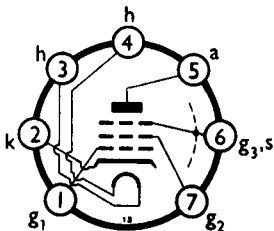




**MINIATURE
VARIABLE-MU R.F. PENTODE
6·3V INDIRECTLY HEATED**

W77
APRIL, 1952

BASE CONNECTIONS AND VALVE DIMENSIONS



View from underside
of base.

Base : B7G
Bulb : Tubular

Overall length : 49—55 mm
Seated length : 43—49 mm.
Max. diameter : 19 mm.

RATING

V_h	6·3	V	
I_h	0·2	A	
V_a	250 max.	V	
V_{g2}	250 max.	V	
p_a	2·5 max.	W	
p_{g2}	0·5 max.	W	
r_a	} at $V_a = V_{g2} = 200$, $V_{g1} = -2·5$ {	0·5 approx.	M Ω
g_m			2·5

CAPACITANCES

c_{a-all} 7 pF c_{g1-all} 4·2 pF c_{a-g1} 0·006 pF

TYPICAL OPERATION

V_a	200	V
V_{g2}	200	V
V_{g3}	0	V
V_{g1}	-2·5	V
I_a	8	mA
I_{g2}	2	mA
R_k	250	Ω

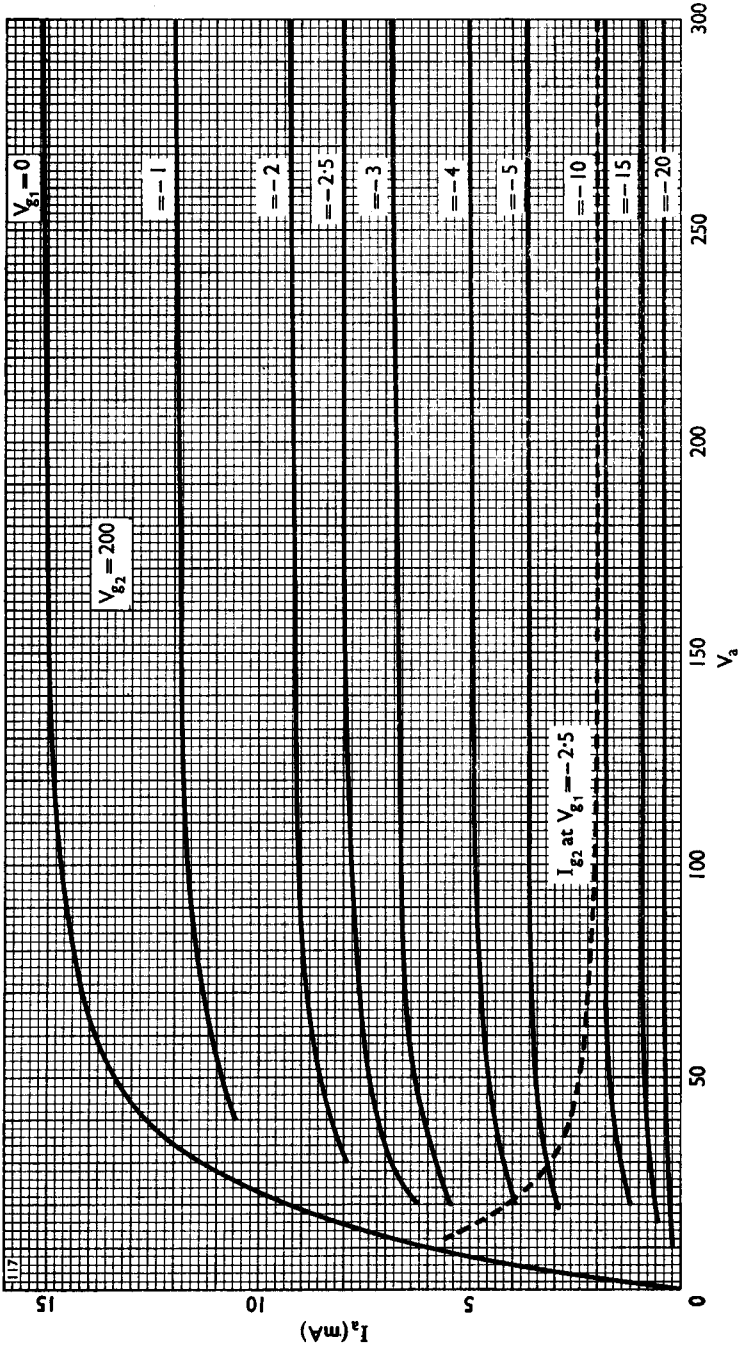
The maximum D.C. resistance between control grid and cathode must not exceed 4 M Ω .

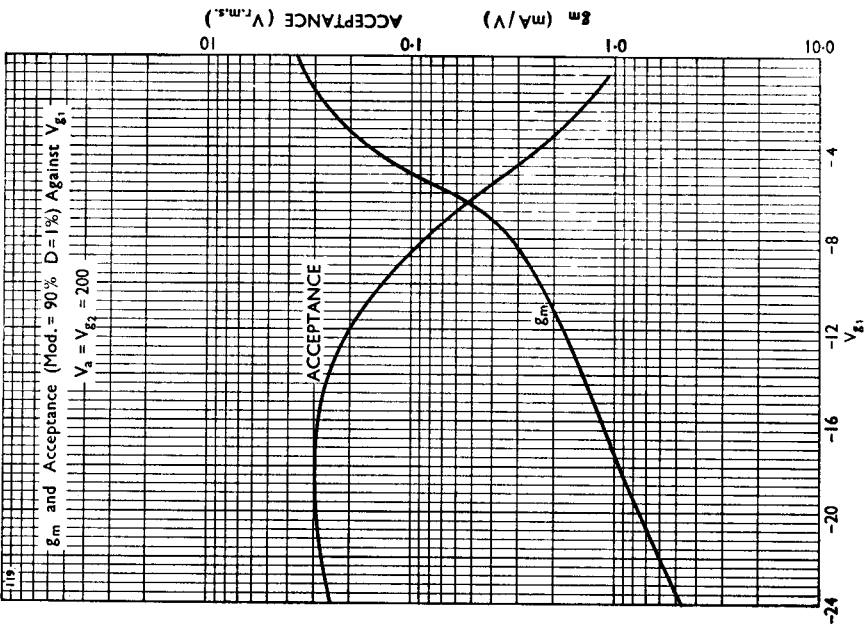
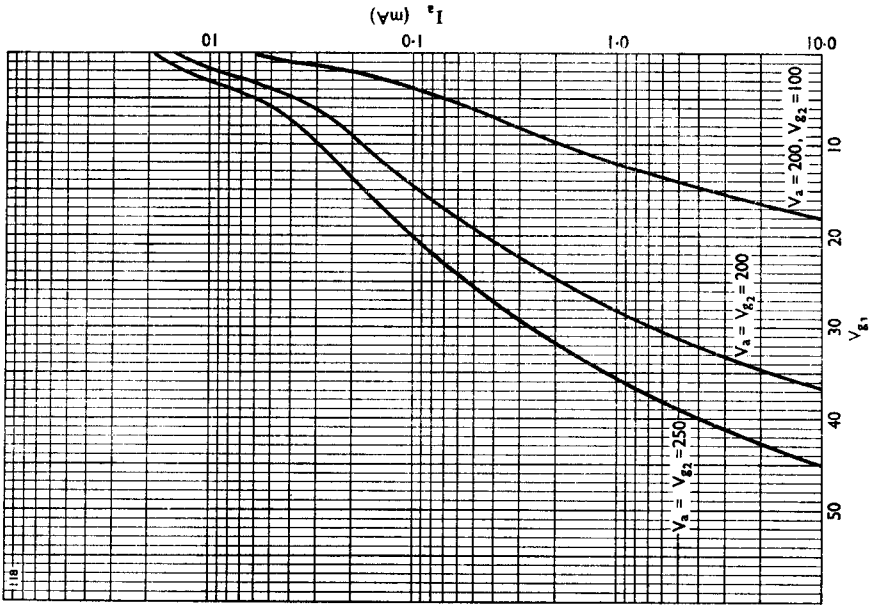
SCREENING

An internal screen is fitted, and is connected to pin 6.

MOUNTING

Any position.





W77