

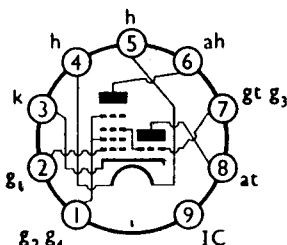


MINIATURE TRIODE-HEXODE 0·1A INDIRECTLY HEATED

X109
OCTOBER, 1952

A frequency changer for operation up to 100 Mc/s.

BASE CONNECTIONS AND VALVE DIMENSIONS



View from underside of base.

Base : B9A
Bulb : Tubular.

Overall length : 49—55 mm.
Seated length : 43—49 mm.
Max. diameter : 22 mm.

RATING

I_h	0·1	A
V_h	19 approx.	V
V_{ah}	250 max.	V
$V_{g2, g4}$	100 max.	V
V_{at}	100 max.	V
v_{gt} (pk)	10 opt.	V
I_k	20 max.	mA

TRIODE SECTION ONLY

At $V_a = 100$, $V_g = 0$

I_a	10	mA
μ	22	
g_m	2·8	mA/V

CAPACITANCES (of unscreened valve)

C_{g1-ah}	0·11	pF	C_{g1-all}	4·1	pF
C_{g1-at}	0·08	pF	C_{at-all} (gt earthed)	1·5	pF
C_{g1-gt}	0·22	pF	C_{gt-all} (at earthed)	5·47	pF
C_{gt-at}	1·48	pF	C_{ah-all}	4·34	pF

TYPICAL OPERATION

V_a	175	V	
$V_{g2, g4}$	75	V	
V_{at}	100	V	
v_{gt} (pk)	10	V	
V_{g1}	0	V	
I_a	4·3	mA	
$I_{g2, g4}$	3·6	mA	
I_{at}	4·5	mA	
g_c	710 at $V_{g1}=0$	} v_{gt} (pk) = 0 { $\mu A/V$	
g_c	7·1 at $V_{g1}=-20·5$		$\mu A/V$
Z_c	0·25 at $V_{g1}=0$		M Ω
R_{gt-k}	0·05	M Ω	
r_{g1-k}^*	3·6	k Ω	
C_{g1-k}^*	6	pF	
r_{eq} noise ref $g_{1\uparrow}$	150	k Ω	

* at : $V_{ah} = 175$, $V_{g2, g4} = 75$, $V_{g1h} = 0$, $f = 45$ Mc/s.
 \uparrow at : $V_{ah} = 175$, $V_{g2, g4} = 75$, $V_{g1h} = 0$, $v_{gt, g3}$ (pk) = 10

X109

SCREENING

No internal or external screening is fitted to the valve. A separate screening can should be used.

MICROPHONY

Although this is of a very low order, equipment should be designed to minimise microphony.

RETAINING

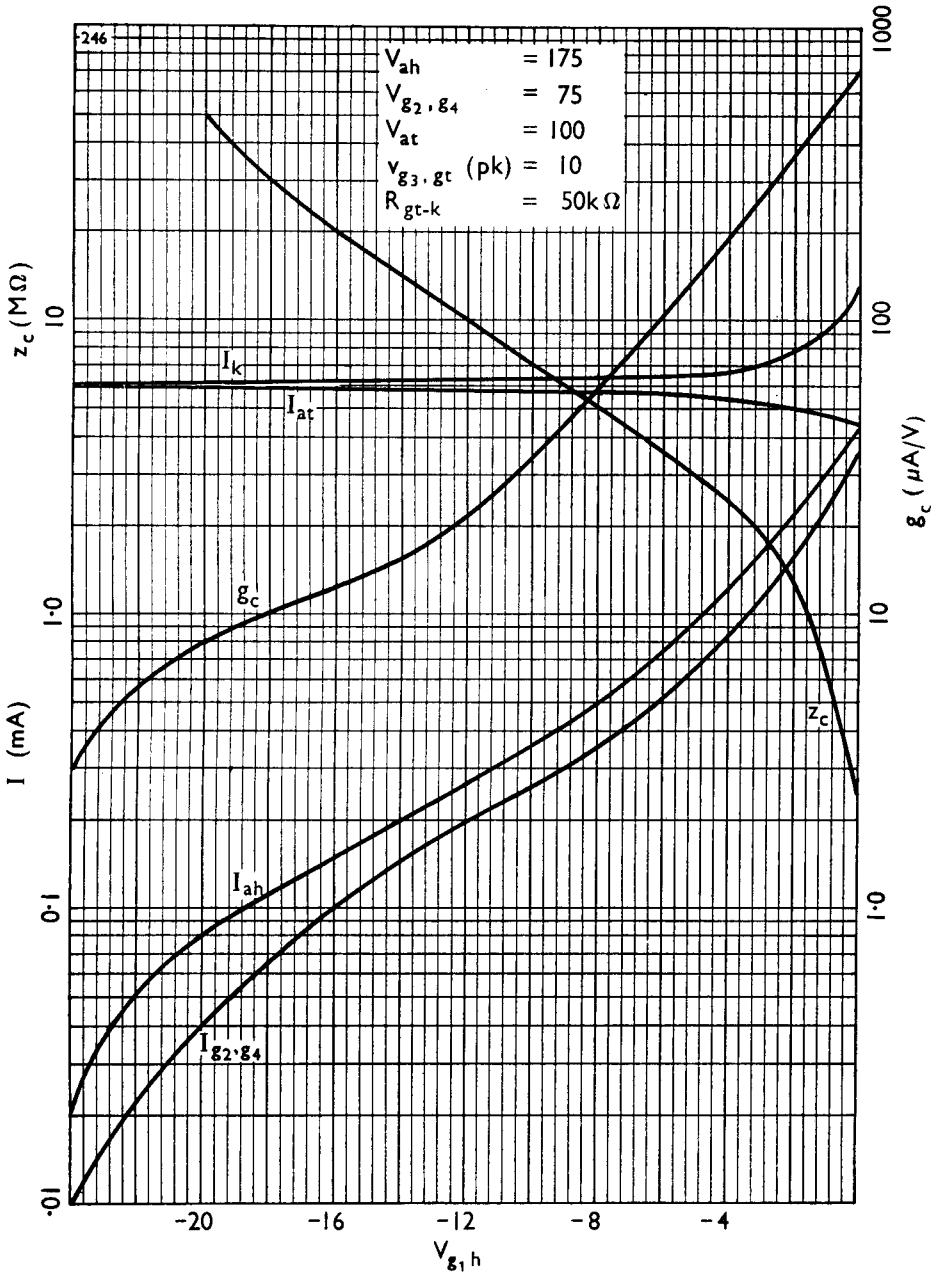
A retaining device should be used.

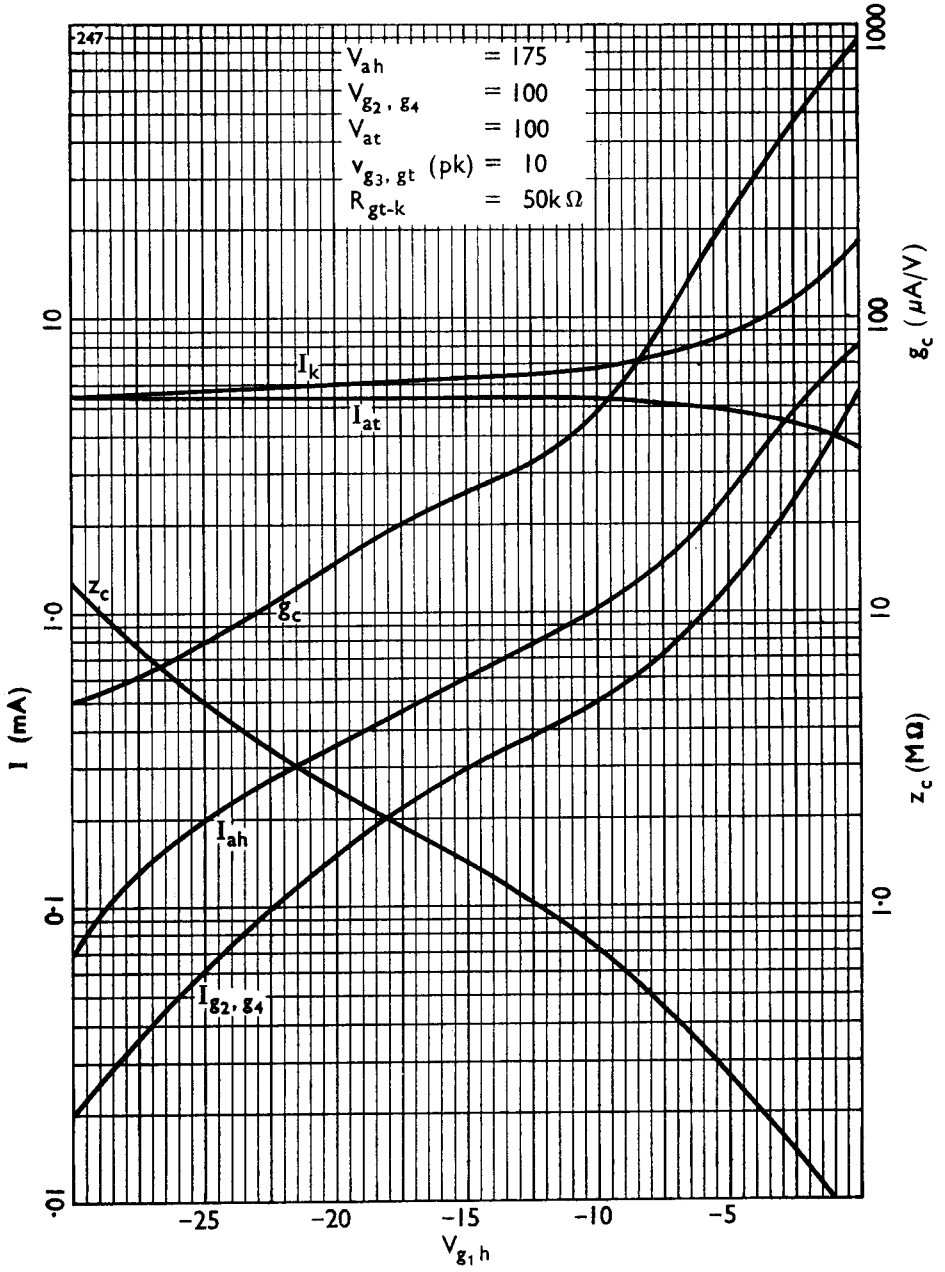
VENTILATION

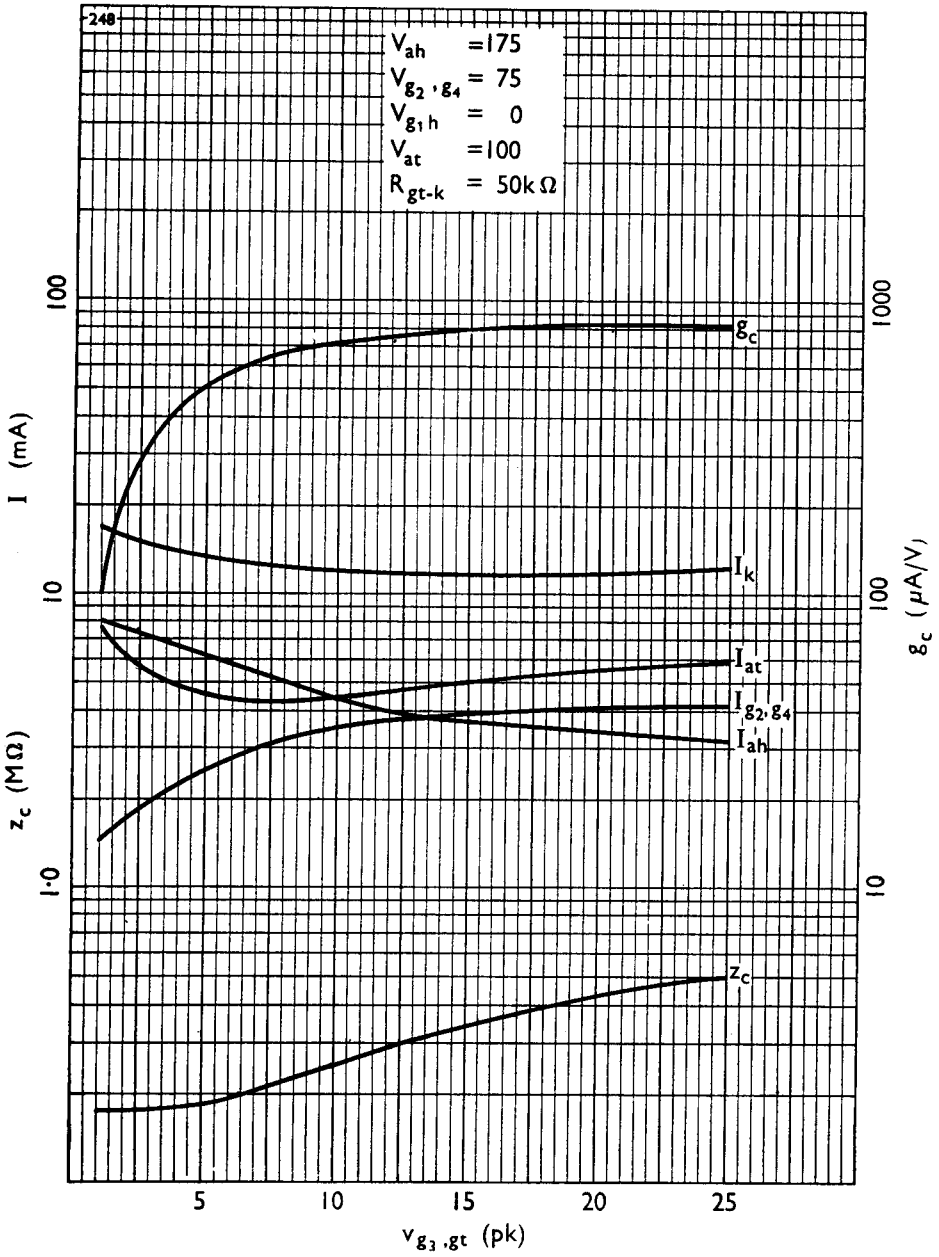
No special precautions.

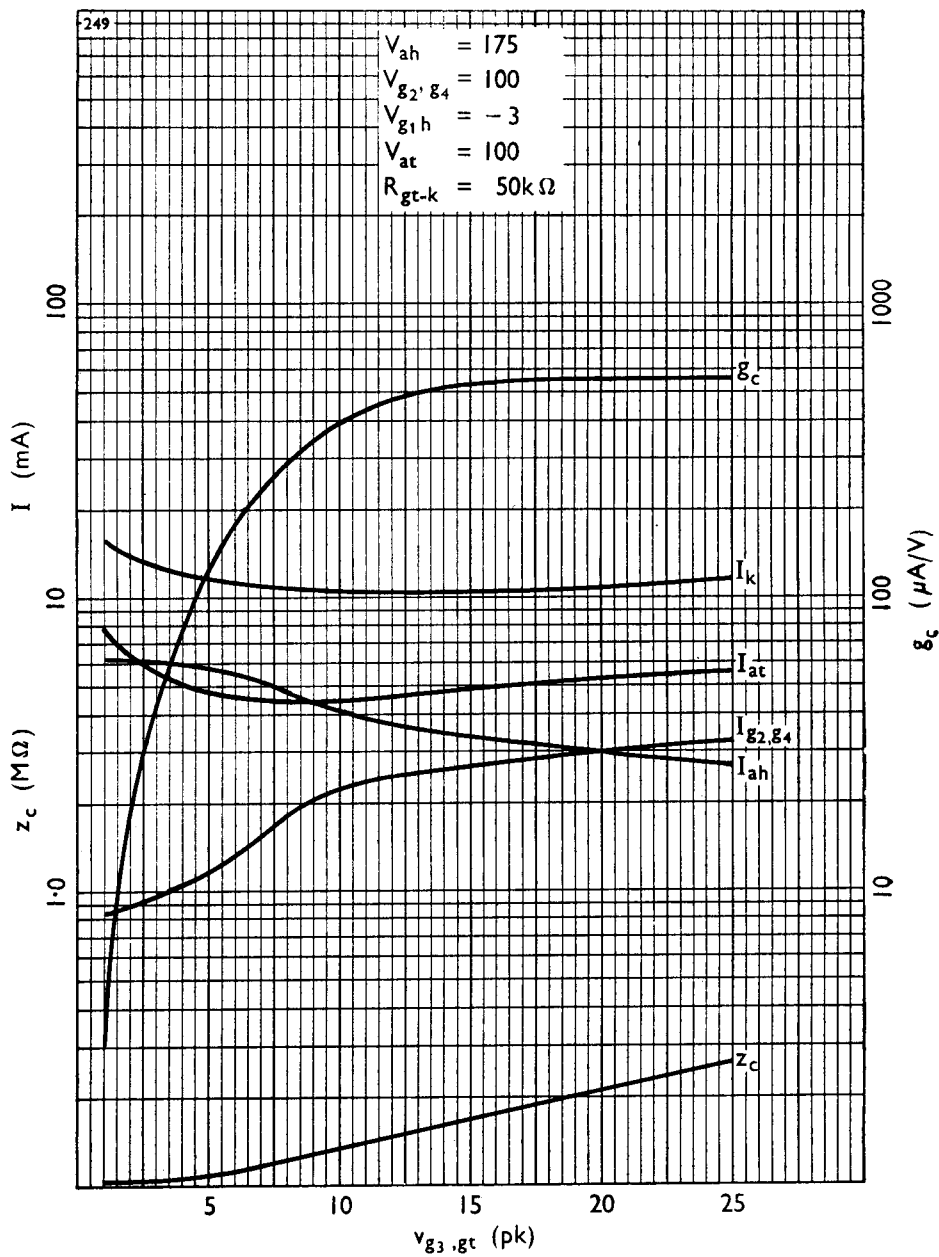
MOUNTING

Any position.









X109

