

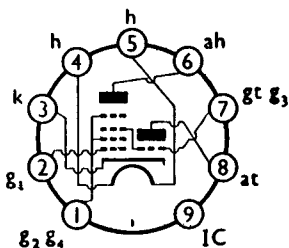


MINIATURE TRIODE-HEXODE 6.3v INDIRECTLY HEATED

X79
OCTOBER, 1951

A frequency changer for operation up to 100 Mc/s.

BASE CONNECTIONS AND VALVE DIMENSIONS



View from underside of base.

Base : B9A
Bulb : Tubular.

Overall length : 49—55 mm.
Seated length : 43—49 mm.
Max. diameter : 22 mm.

RATING

V_h	6.3	V
I_h	0.3 approx.	A
V_{ah}	250 max.	V
$V_{g2, g4}$	100 max.	V
V_{at}	100 max.	V
I_k	20 max.	mA
v_{gt} (pk)	10 opt.	V

TRIODE SECTION ONLY

At $V_a = 100$, $V_g = 0$

I_a	10	mA
μ	22	
g_m	2.8	mA/V

CAPACITANCES (of unscreened valve)

C_{g1-ah}	0.11	pF	C_{g1-all}	4.1	pF
C_{g1-at}	0.08	pF	C_{at-all} (gt earthed)	1.5	pF
C_{g1-gt}	0.22	pF	C_{gt-all} (at earthed)	5.47	pF
C_{gt-at}	1.48	pF	C_{ah-all}	4.34	pF

TYPICAL OPERATION

V_a	250	V	
$V_{g2, g4}$	75	V	
V_{at}	100	V	
v_{gt} (pk)	10	V	
V_{g1}	0	V	
I_a	4.5	mA	
$I_{g2, g4}$	3.4	mA	
I_{at}	4.5	mA	
g_c	780 at $V_{g1}=0$	} v_{gt} (pk) = 0 {	
g_c	7.8 at $V_{g1}=-21$		$\mu A/V$
Z_c	0.7 at $V_{g1}=0$		M Ω
R_{gt-k}	0.05	M Ω	
* r_{g1-k}	3500	Ω	
* C_{g1-k}	6	pF	
† r_{g1-k}	150	k Ω	
* at : $V_{ah} = 175$, $V_{g2, g4} = 75$, $V_{g1h} = 0$, $f = 45$ Mc/s.			
† at : $V_{ah} = 175$, $V_{g2, g4} = 75$, $V_{g1h} = 0$, $v_{gt, g3}$ (pk) = 10			

X79

SCREENING

No internal or external screening is fitted to the valve. A separate screening can should be used.

MICROPHONY

Although this is of a very low order, equipment should be designed to minimise microphony.

RETAINING

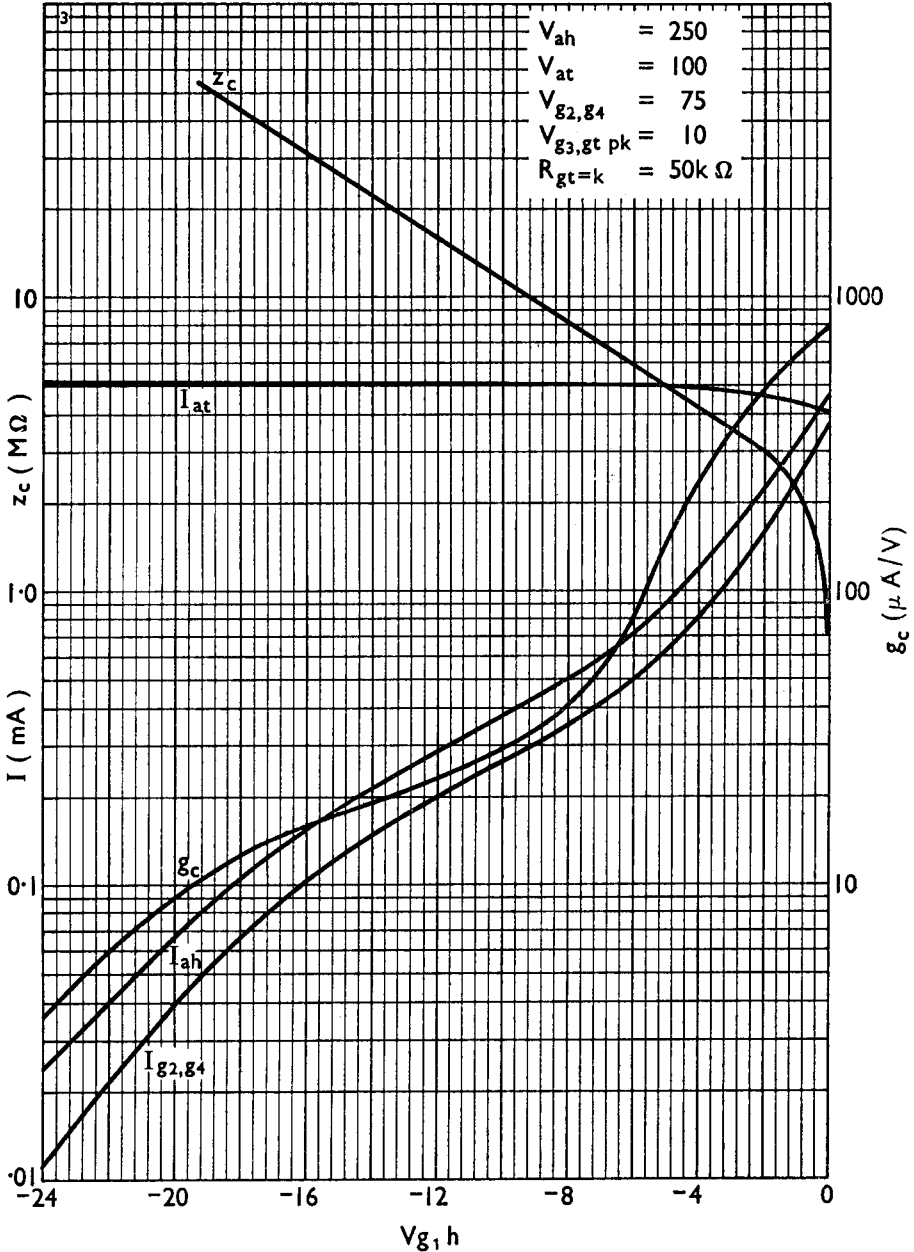
A retaining device should be used.

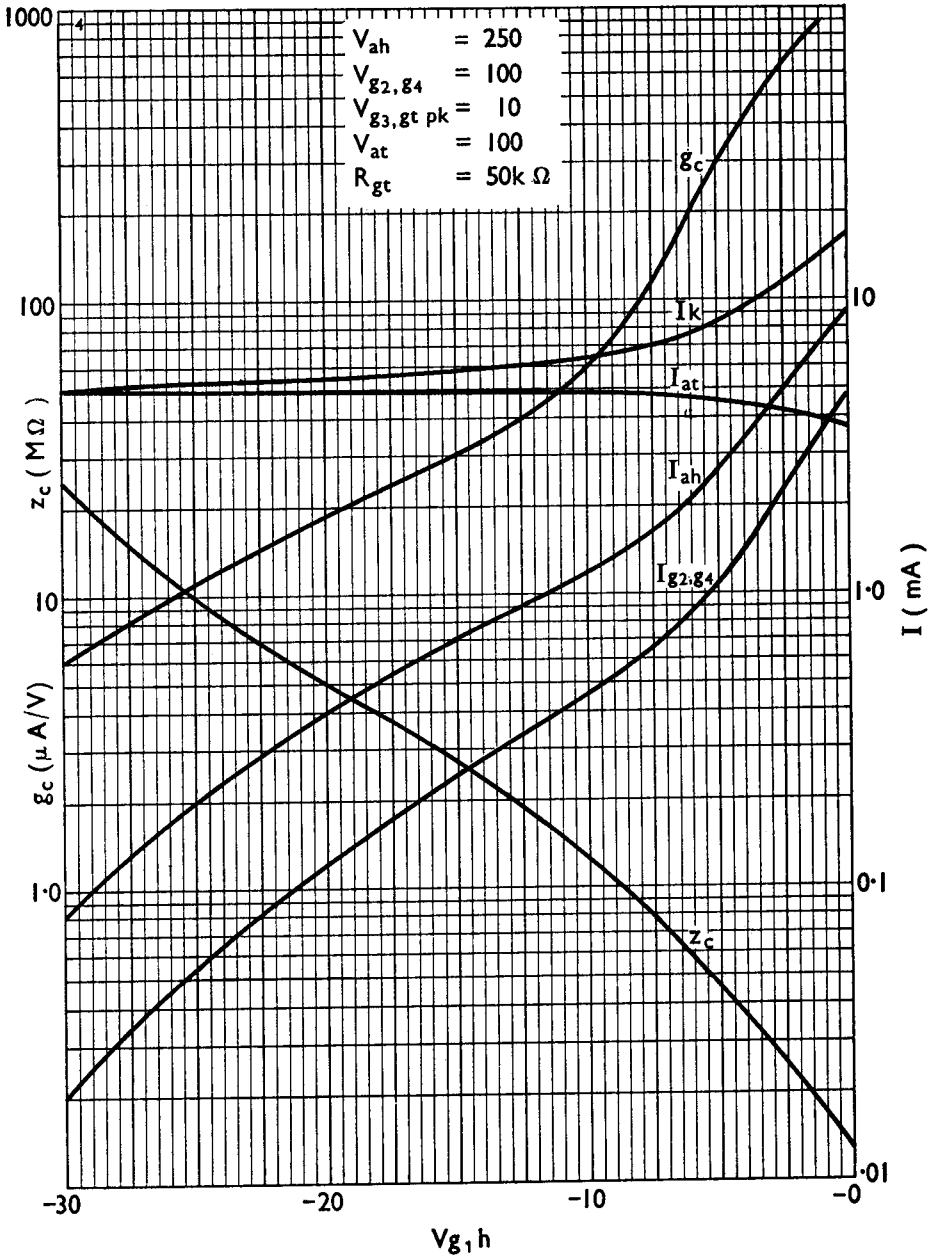
VENTILATION

No special precautions.

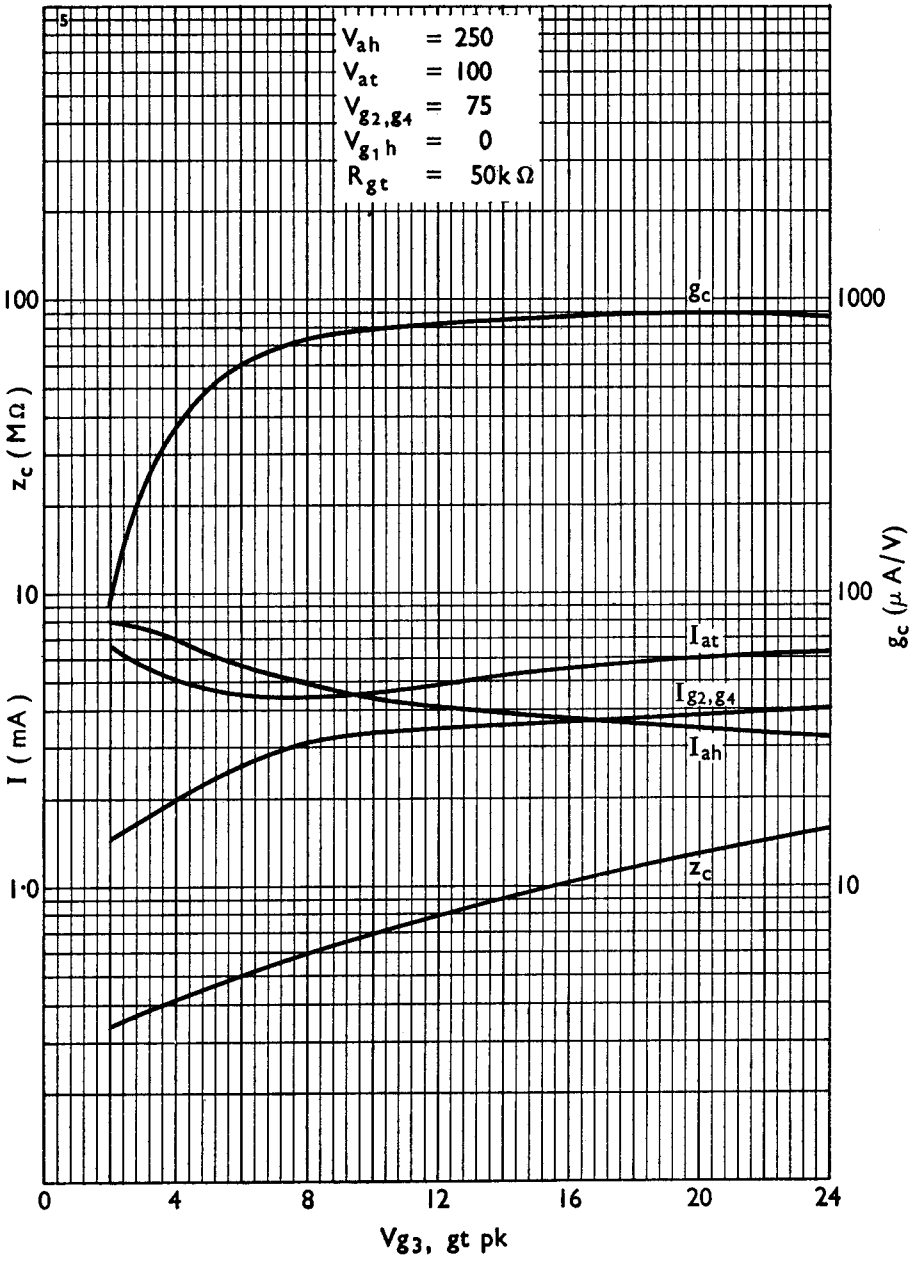
MOUNTING

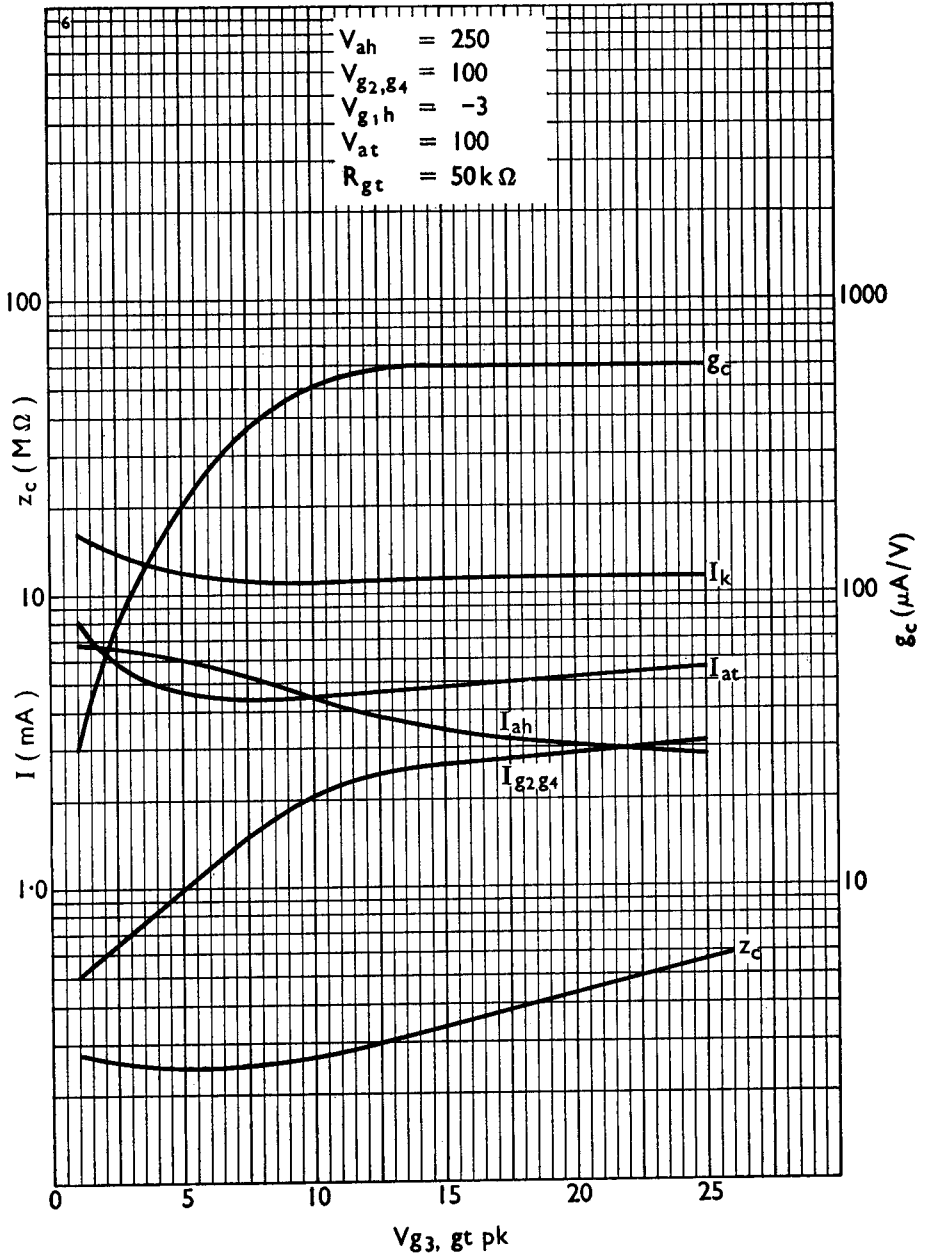
Any position.





X79





X79

