

TUNG-SOL

PENTODE

MINIATURE TYPE

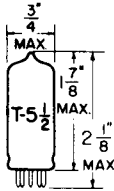
COATED UNIPOTENTIAL CATHODE

* HEATER

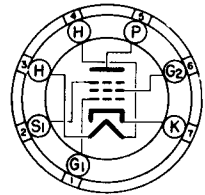
12.6 VOLTS 0.15 AMP.

AC OR DC

ANY MOUNTING POSITION



GLASS BULB



BOTTOM VIEW

MINIATURE BUTTON
7 PIN BASE

78K

THE 12AC6 IS A REMOTE CUT-OFF PENTODE WITH A UNIPOTENTIAL CATHODE IN THE 7-PIN MINIATURE CONSTRUCTION. IT IS INTENDED FOR USE AS AN RF OR IF AMPLIFIER WHERE THE HEATER, PLATE AND SCREEN GRID POTENTIALS ARE OBTAINED DIRECTLY FROM AN AUTOMOTIVE BATTERY.

DIRECT INTERELECTRODE CAPACITANCES

	WITHOUT SHIELD	WITH SHIELD #316	
GRID TO PLATE:	0.005	0.004	$\mu\mu\text{f}$
INPUT:	4.3	4.3	$\mu\mu\text{f}$
OUTPUT:	5.0	5.0	$\mu\mu\text{f}$

RATINGS

INTERPRETED ACCORDING TO DESIGN CENTER SYSTEM

HEATER VOLTAGE	12.6	VOLTS
MAXIMUM HEATER-CATHODE VOLTAGE	± 30	VOLTS
MAXIMUM PLATE VOLTAGE	30	VOLTS
MAXIMUM GRID #2 VOLTAGE	30	VOLTS
MAXIMUM CATHODE CURRENT	20	MA.
MAXIMUM GRID #1 CIRCUIT RESISTANCE	10	MEG OHMS

* THIS TUBE IS INTENDED TO BE USED IN AUTOMOTIVE SERVICE FROM A NOMINAL 12 VOLT BATTERY SOURCE. THE HEATER IS THEREFORE DESIGNED TO OPERATE OVER THE 10.0 TO 15.9 VOLTAGE RANGE ENCOUNTERED IN THIS SERVICE. THE MAXIMUM RATINGS OF THE TUBE PROVIDE FOR AN ADEQUATE SAFETY FACTOR SUCH THAT THE TUBE WILL WITHSTAND THE WIDE VARIATION IN SUPPLY VOLTAGES.

CONTINUED ON FOLLOWING PAGE

DESIGNED IN U. S. A.

TUNG-SOL

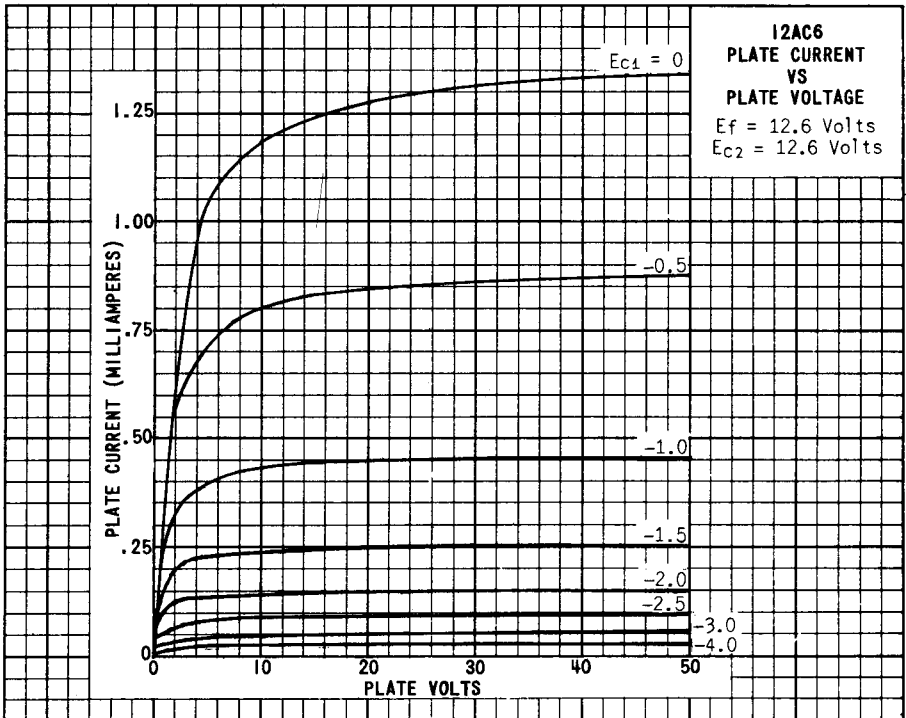
CONTINUED FROM PRECEDING PAGE

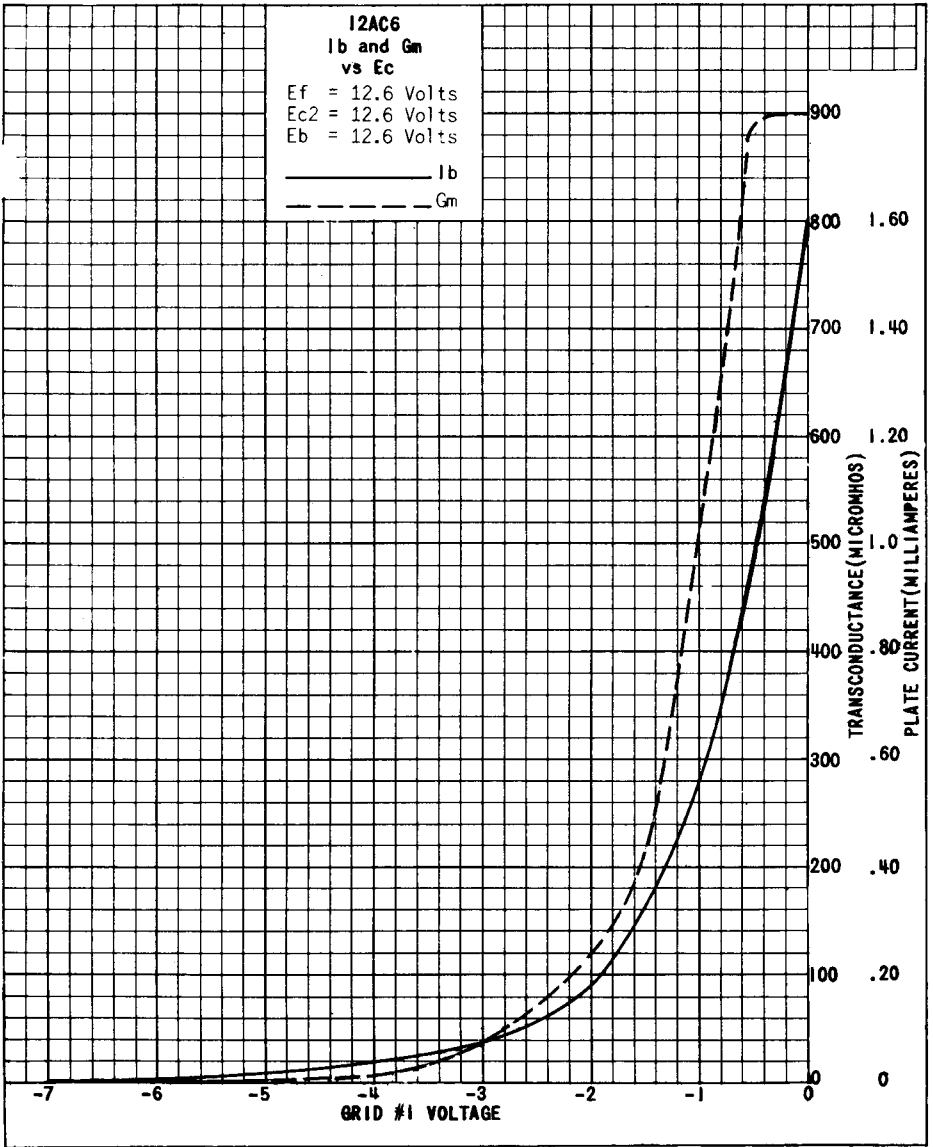
TYPICAL OPERATING CONDITIONS AND CHARACTERISTICS
CLASS A₁ AMPLIFIER

HEATER VOLTAGE	12.6	VOLTS
HEATER CURRENT	0.15	AMP.
PLATE VOLTAGE	12.6	VOLTS
GRID #3 VOLTAGE (CONNECTED TO CATHODE AT SOCKET)	0	VOLTS
GRID #2 VOLTAGE	12.6	VOLTS
GRID #1 VOLTAGE*	0	VOLTS
PLATE CURRENT	550	μAMPS
GRID #2 CURRENT	200	μAMPS
PLATE RESISTANCE	.5	MEGOHM
TRANSCONDUCTANCE ^A	730	μMHOS
GRID #1 VOLTAGE (APPROX.) FOR $G_m^A = 10 \mu\text{MHOS}$ $E_{c3} = 0$	-5.2	VOLTS
GRID #3 VOLTAGE (APPROX.) FOR $G_m^A = 10 \mu\text{MHOS}$ $E_{c1} = 0^*$	-3.7	VOLTS

* GRID #1 RESISTANCE = 2.2 MEGOHMS.

^A FROM GRID #1 TO PLATE.





PRINTED IN U. S. A.

