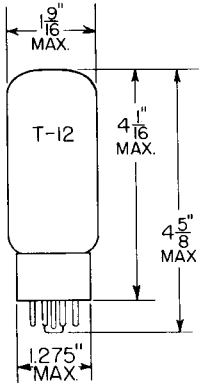


TUNG-SOL

BEAM PENTODE




GLASS BULB

COATED UNIPOTENTIAL CATHODE

HEATER
50 VOLTS 0.15 AMP.
AC OR DC

ANY MOUNTING POSITION



BOTTOM VIEW
SHORT MEDIUM SHELL
7 PIN OCTAL

75

THE 50C6GA IS A BEAM POWER AMPLIFIER HAVING HIGH POWER SENSITIVITY AND HIGH POWER OUTPUT AT COMPARATIVELY LOW DC SUPPLY VOLTAGES. EXCEPT FOR ITS T-12 ENVELOPE THE 50C6GA IS IDENTICAL TO THE 50C6G.

RATINGS

INTERPRETED ACCORDING TO DESIGN CENTER SYSTEM

HEATER VOLTAGE	50	VOLTS
MAXIMUM HEATER-CATHODE VOLTAGE:		
HEATER NEGATIVE WITH RESPECT TO CATHODE	180	VOLTS
HEATER POSITIVE WITH RESPECT TO CATHODE	180	VOLTS
MAXIMUM PLATE VOLTAGE	200	VOLTS
MAXIMUM GRID #2 SUPPLY VOLTAGE	200	VOLTS
MAXIMUM GRID #2 VOLTAGE	SEE RATING CHART	
MAXIMUM PLATE DISSIPATION	12.5	WATTS
MAXIMUM GRID #2 DISSIPATION	1.75	WATTS
MAXIMUM GRID #1 CIRCUIT RESISTANCE:		
FIXED BIAS	0.1	MEGOHM
SELF BIAS	0.5	MEGOHM

CONTINUED ON FOLLOWING PAGE

PRINTED IN U. S. A.

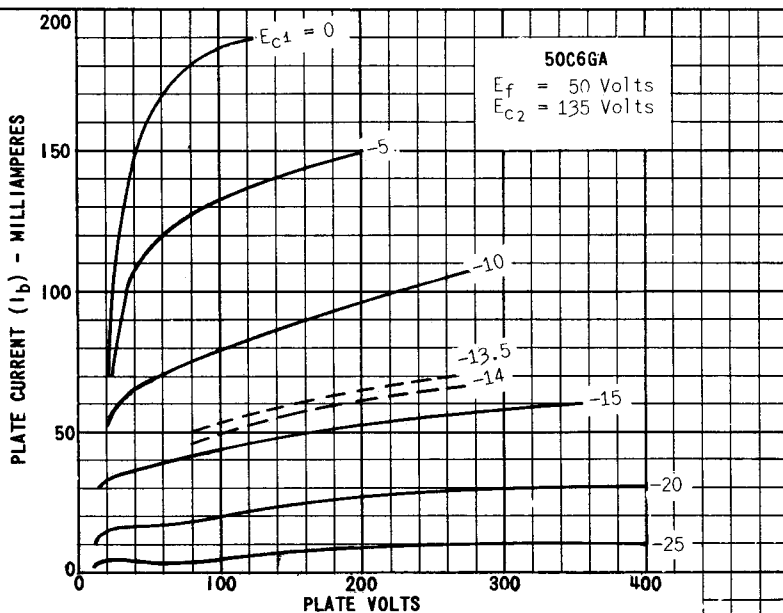
TUNG-SOL

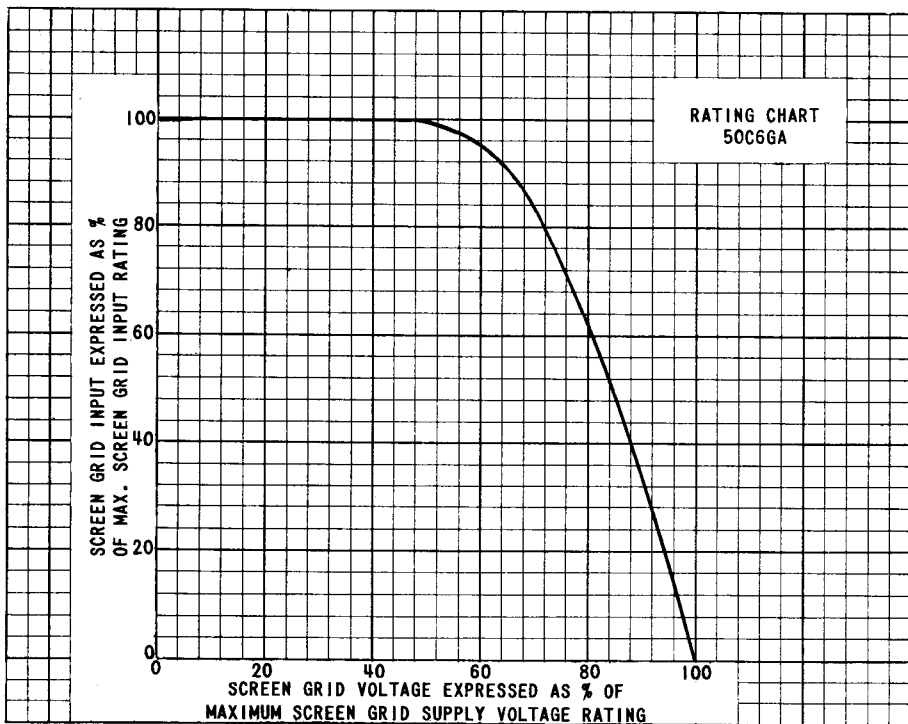
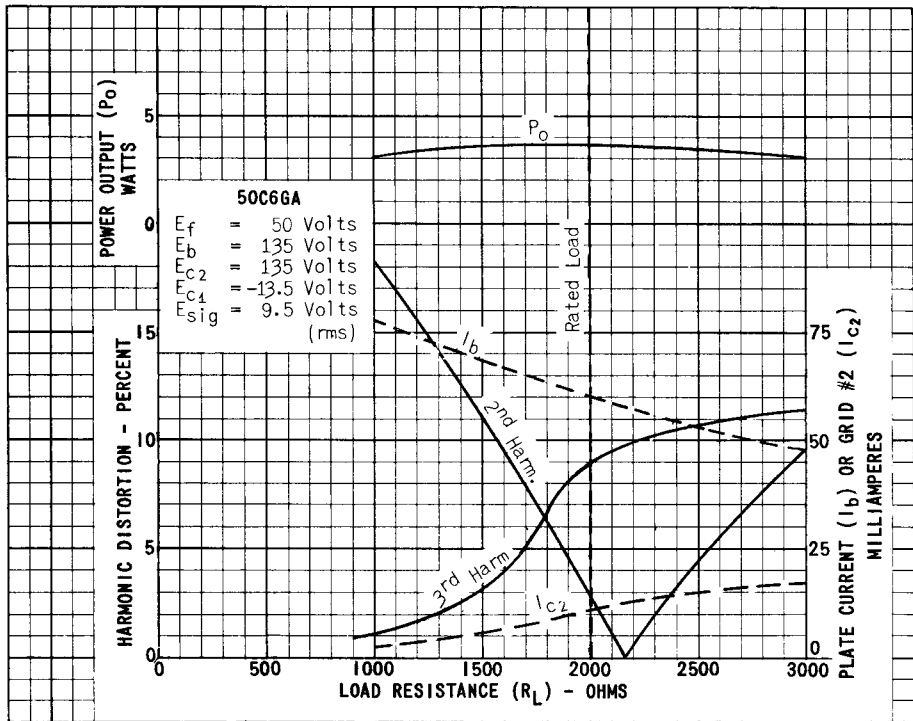
CONTINUED FROM PRECEDING PAGE

TYPICAL OPERATING CONDITIONS AND CHARACTERISTICS

CLASS A₁ AMPLIFIER

HEATER VOLTAGE	50	VOLTS	
HEATER CURRENT	0.15	AMP.	
PLATE VOLTAGE	135	200	VOLTS
GRID #2 VOLTAGE	135	135	VOLTS
GRID #1 VOLTAGE	-13.5	-14	VOLTS
PEAK AF GRID #1 VOLTAGE	13.5	14	VOLTS
ZERO SIGNAL PLATE CURRENT	58	61	MA.
MAXIMUM SIGNAL PLATE CURRENT	60	66	MA.
ZERO SIGNAL GRID #2 CURRENT	3.5	2.2	MA.
MAXIMUM SIGNAL GRID #2 CURRENT	11.5	9	MA.
TRANSCONDUCTANCE	7 000	7 100	μMHOS
PLATE RESISTANCE (APPROX.)	9 300	18 300	OHMS
LOAD RESISTANCE	2 000	2 600	OHMS
MAXIMUM SIGNAL POWER OUTPUT	3.6	6	WATTS
TOTAL HARMONIC DISTORTION (APPROX.)	10	10	PERCENT





PRINTED IN U. S. A.