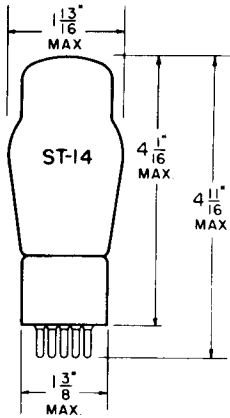


TUNG-SOL

DOUBLE DIODE

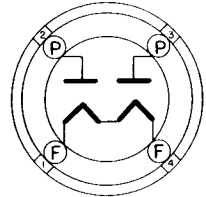


GLASS BULB

COATED FILAMENT

5.0 VOLTS 2.0 AMPERES
AC OR DC

VERTICAL MOUNTING POSITION
HORIZONTAL OPERATION PERMITTED IF
PINS #1 AND #4 ARE IN A VERTICAL
PLANE.



BOTTOM VIEW
MEDIUM SHELL
4 PIN OCTAL BASE
4c

THE 80 IS DESIGNED FOR USE AS A POWER RECTIFIER IN AC OPERATED RECEIVERS.

RATINGS

INTERPRETED ACCORDING TO RMA STANDARD M8-210

FILAMENT VOLTAGE	5.0	VOLTS
MAXIMUM PEAK INVERSE VOLTAGE	1 400	VOLTS
MAXIMUM AC PLATE SUPPLY VOLTAGE EACH PLATE (RMS)	SEE CHART	
MAXIMUM STEADY STATE PEAK PLATE CURRENT EACH PLATE	400	MA.
MAXIMUM TRANSIENT PEAK PLATE CURRENT EACH PLATE	2.2	AMP.
TUBE VOLTAGE DROP (MEASURED WITH TUBE CONDUCTING 125 MA. EACH PLATE)	60	VOLTS
MAXIMUM STEADY STATE DC OUTPUT CURRENT EACH PLATE	SEE CHART	

TYPICAL OPERATING CONDITIONS AND CHARACTERISTICS

FULL-WAVE RECTIFIER

	INPUT TO FILTER		
	CAPACITOR	CHOKER	
FILAMENT VOLTAGE	5.0	2.0	VOLTS
FILAMENT CURRENT	5.0	2.0	AMP.
AC PLATE SUPPLY VOLTAGE EACH PLATE	350	500	VOLTS
INPUT CONDENSER	10	---	μf
INPUT CHOKE	---	10	HENRYS
EFFECTIVE PLATE SUPPLY IMPEDANCE EACH PLATE	50	---	OHMS
DC OUTPUT CURRENT	125	125	MA.
DC OUTPUT VOLTAGE	350	390	MA.

*SIMILAR TYPE REFERENCES: Ratings and Characteristics identical to types
5Y3GT and 5Y4G.*

RATING CHART
80

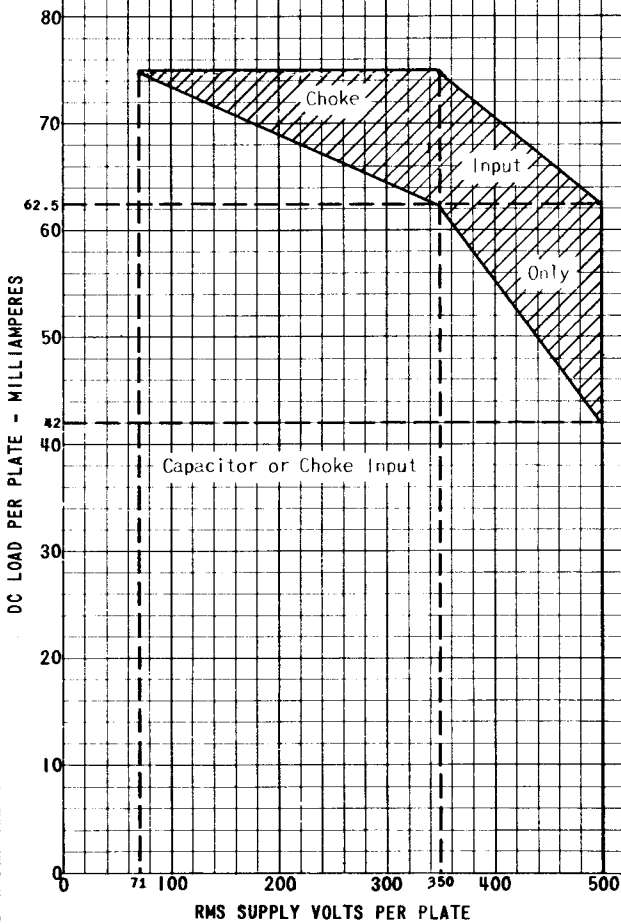


PLATE
2145
FEB. 1,
1949