

POWER TRIODE

MZ2-200

Directly-heated power triode rated for a maximum anode dissipation of 275 watts, and primarily intended for use as a low frequency power valve or as a modulator in transmitting equipment.

This data sheet should be read in conjunction with "Operating Notes, Part I—Power Valves" included in this volume of the Handbook.

CATHODE Oxide coated, for use on a.c. or d.c.

V_f	14.0	V
I_f	2.2	A

CAPACITANCES

C_{g-f}	16.0	$\mu\mu\text{F}$
C_{a-f}	5.6	$\mu\mu\text{F}$
C_{a-g}	16.2	$\mu\mu\text{F}$

CHARACTERISTICS At $V_a = 2.0$ kV; $I_a = 180$ mA.

g_m	7.2	mA/V
μ	15	
r_a	2,085	Ω

LIMITING VALUES

V_a max.	2.4	kV
P_a max.	275	W
I_k max.	400	mA
I_g max.	40	mA

OPERATING CONDITIONS AS CLASS AB2 PUSH-PULL AMPLIFIER USING DIRECT-COUPLED CATHODE-FOLLOWER DRIVER STAGE WITH TWO EL37 PENTODES AS DRIVERS

Operating Conditions for Two MZ2-200

V_a	1.5	1.75	2.0	2.25	kV
$I_{a(o)}$	2×60	2×60	2×60	2×60	mA
I_a (max. sig.)	2×363	2×364	2×363	2×365	mA
I_g	2×37.5	2×36	2×36	2×36	mA
R_{a-b}	4.7	5.65	6.6	7.6	k Ω
P_{out}	746	897	1,048	1,213	W
D_{tot}	3.1	3.0	2.9	2.9	%

MZ2-200

POWER TRIODE

Directly-heated power triode rated for a maximum anode dissipation of 275 watts, and primarily intended for use as a low frequency power valve or as a modulator in transmitting equipment.

Corresponding Operating Conditions for Driver Stage (see circuit diagram)

V_{b1}	-375	-400	-425	-450	V
V_{b2}	350	350	350	350	V
V_{g1}	-136	-156	-176	-196	V
$I_{a(0)}$	2×19.5	2×19.8	2×20.5	2×20.5	mA
I_a (max. sig.)	2×57	2×56	2×56.5	2×56.5	mA
V_{In} (r.m.s.)	2×179	2×192	2×207	2×223	V

- Notes**—1. V_{In} for MZ2-200 is approximately $0.9 \times V_{In}$ (driver).
2. The regulation of the power supply V_{b1} is not critical, and a capacitance input filter may be used. V_{b2} however, should have good regulation, preferably using a choke input filter.
3. With no signal input, the bias potentiometers should be adjusted to set the anode currents of the corresponding output valves at the specified no-signal values. The correct driver conditions will then be automatically secured by the specified values of components and supply voltages.

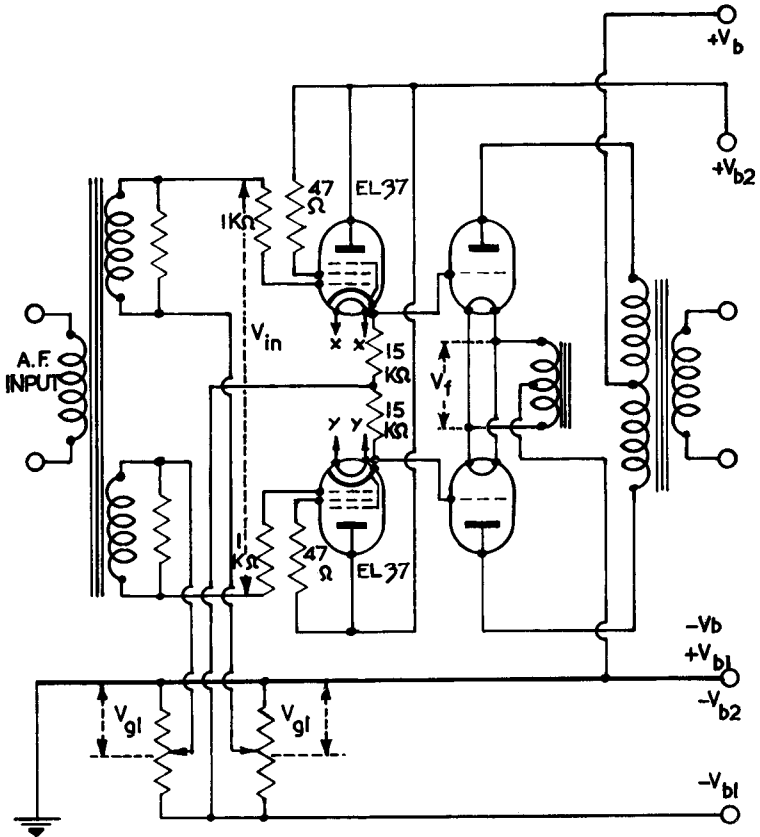
WEIGHT Valve only

{ 2 lb. 5 oz.
1.04 kg.

POWER TRIODE

MZ2-200

Directly-heated power triode rated for a maximum anode dissipation of 275 watts, and primarily intended for use as a low frequency power valve or as a modulator in transmitting equipment.



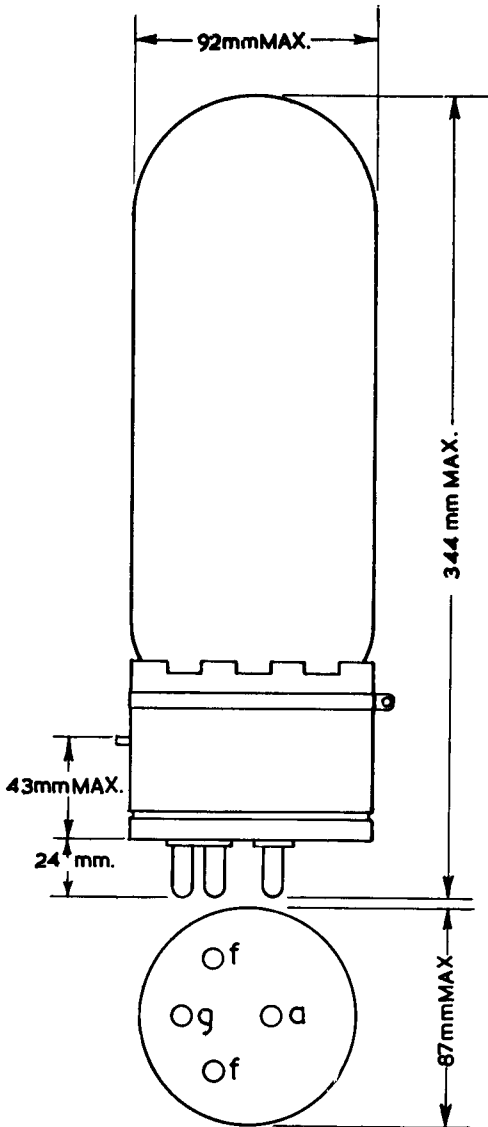
CIRCUIT DIAGRAM FOR
OUTPUT STAGE WITH
DIRECT-COUPLED DRIVER
STAGE.

The heaters "x x" & "y y"
must be supplied from
separate windings on
the mains transformer.

MZ2-200

POWER TRIODE

Directly-heated power triode rated for a maximum anode dissipation of 275 watts, and primarily intended for use as a low frequency power valve or as a modulator in transmitting equipment.

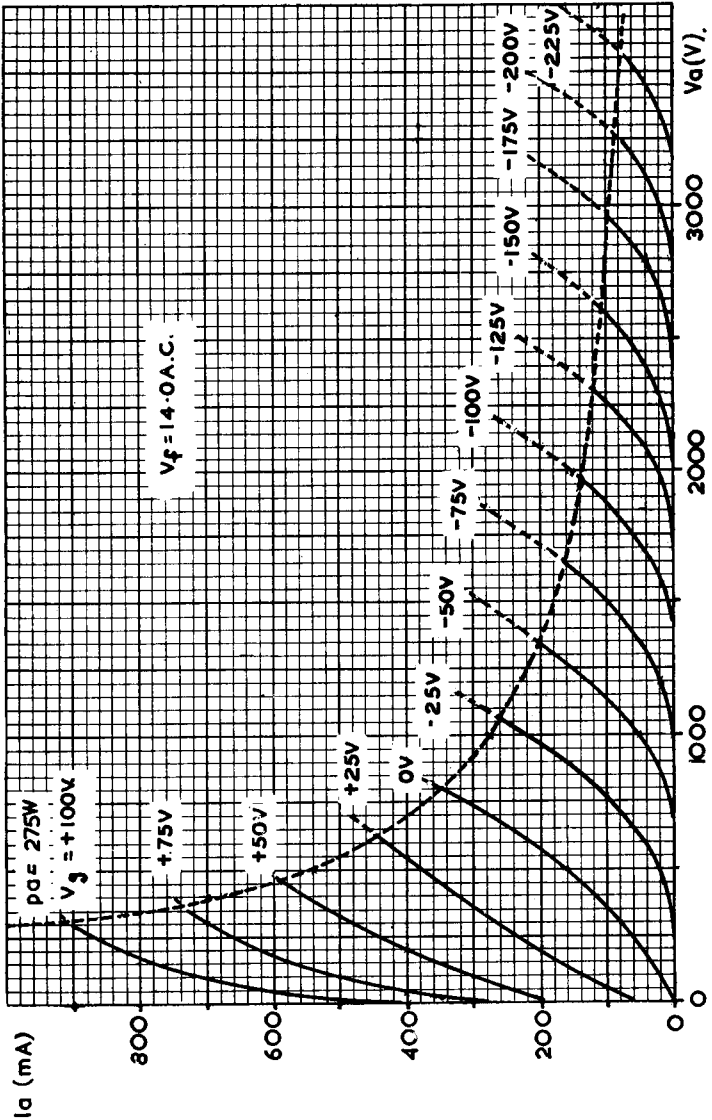


BASE : Large 4-pin bayonet base holder, Type MVH16, available from Mullard Ltd.

POWER TRIODE

MZ2-200

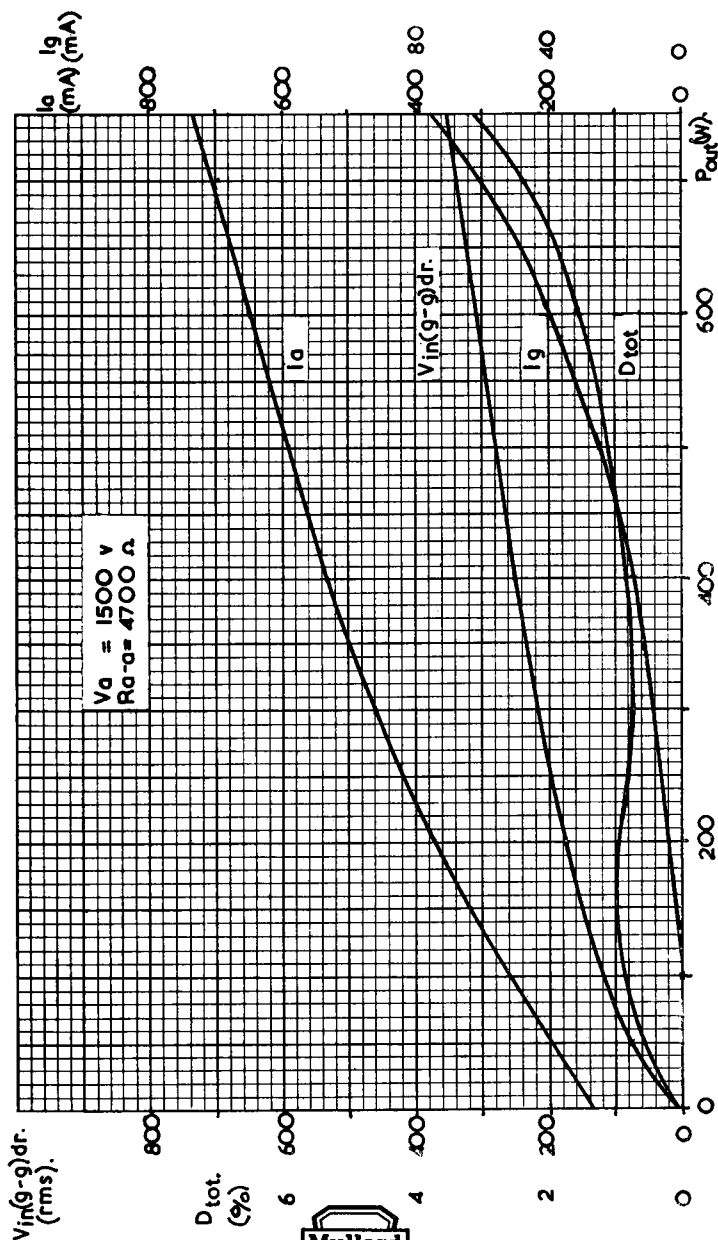
Directly-heated power triode rated for a maximum anode dissipation of 275 watts, and primarily intended for use as a low frequency power valve or as a modulator in transmitting equipment.



MZ2-200

POWER TRIODE

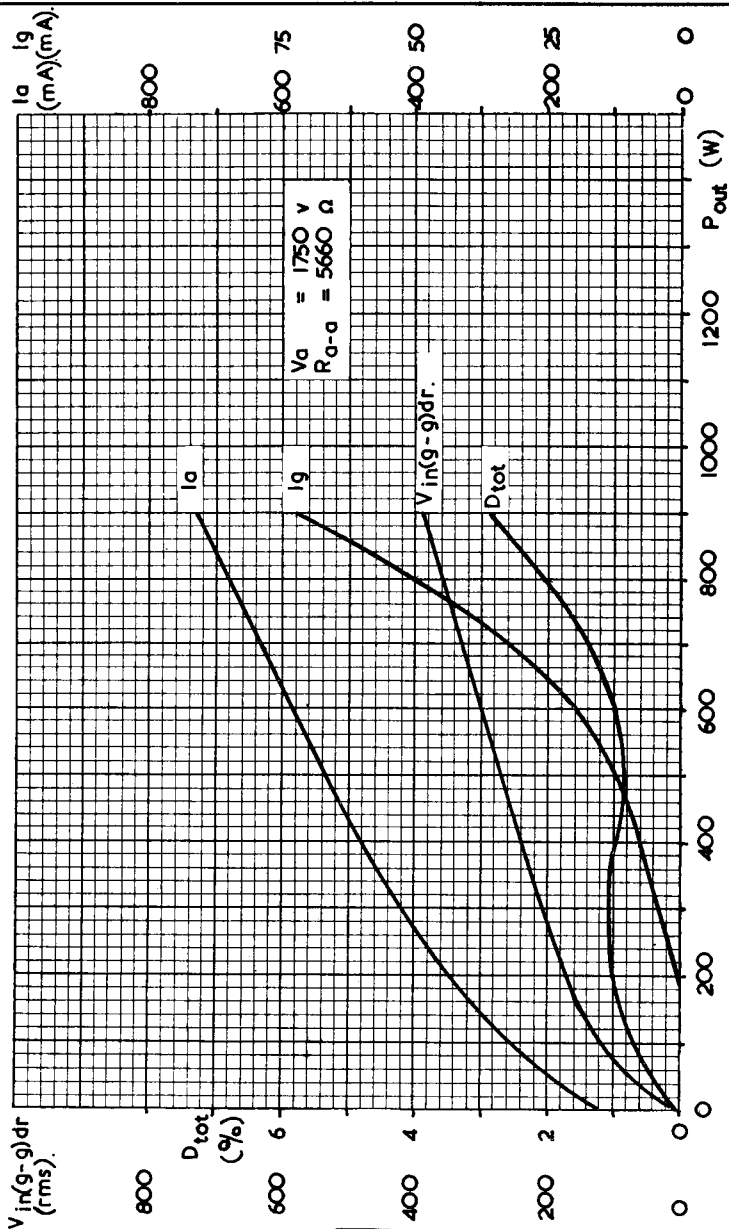
Directly-heated power triode rated for a maximum anode dissipation of 275 watts, and primarily intended for use as a low frequency power valve or as a modulator in transmitting equipment.



POWER TRIODE

MZ2-200

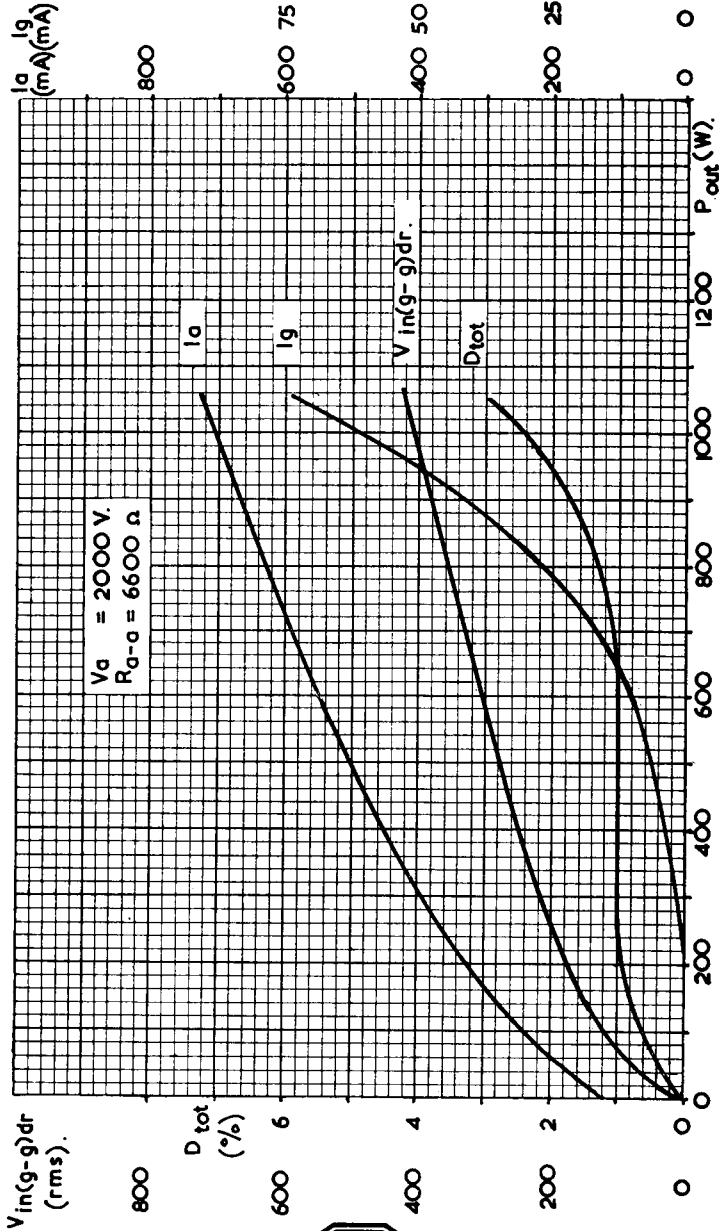
Directly-heated power triode rated for a maximum anode dissipation of 275 watts, and primarily intended for use as a low frequency power valve or as a modulator in transmitting equipment.



MZ2-200

POWER TRIODE

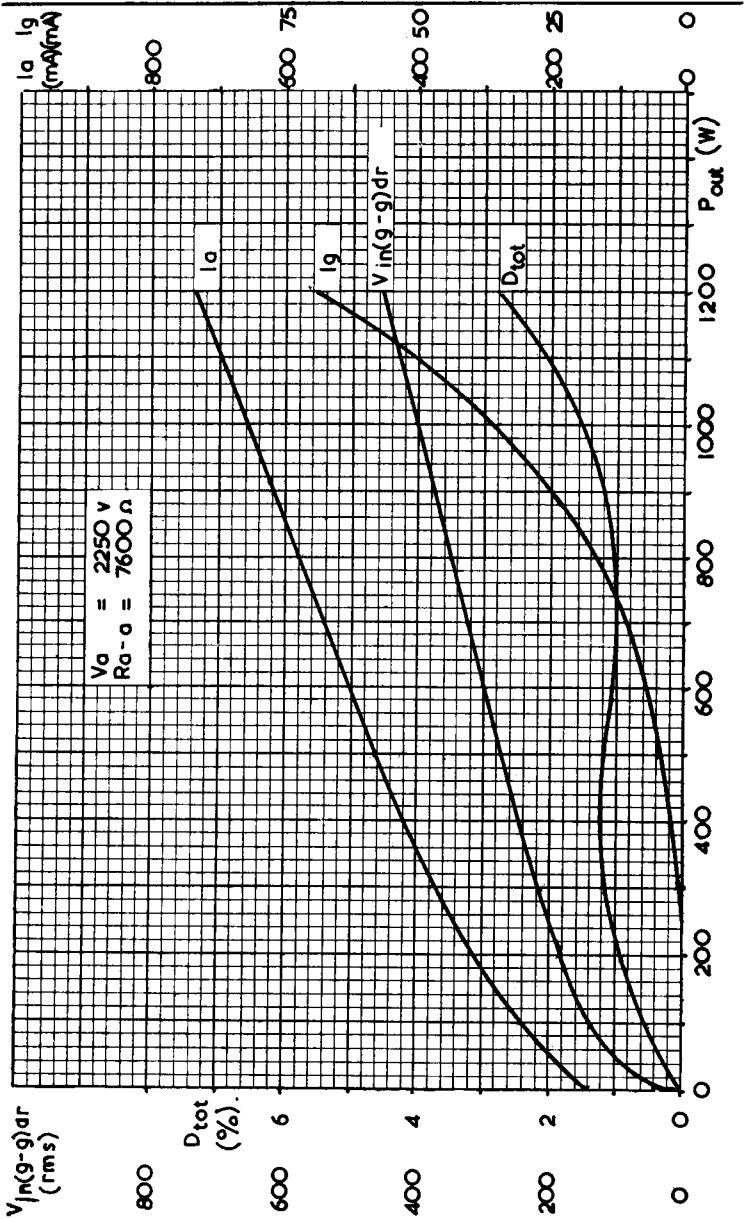
Directly-heated power triode rated for a maximum anode dissipation of 275 watts, and primarily intended for use as a low frequency power valve or as a modulator in transmitting equipment.



POWER TRIODE

MZ2-200

Directly-heated power triode rated for a maximum anode dissipation of 275 watts, and primarily intended for use as a low frequency power valve or as a modulator in transmitting equipment.



MZ2-200

POWER TRIODE

Directly-heated power triode rated for a maximum anode dissipation of 275 watts, and primarily intended for use as a low frequency power valve or as a modulator in transmitting equipment.

