



*Excellence in Electronics*

**TYPE  
CK6519**

The CK6519 is a filament type pentode designed for use as a power amplifier in portable and wear-able equipment. The flexible terminal leads may be soldered or welded directly to the terminals of circuit components without the use of sockets. Standard inline subminiature sockets may be used by cutting the leads to a suitable length.

**MECHANICAL DATA**

ENVELOPE: T-1½X2 Glass

BASE: None (0.016" tinned flexible leads. Length: 1.5" min.  
Spacing: 0.048" center-to-center)

TERMINAL CONNECTIONS: (Red dot is adjacent to lead 1)

- Lead 1 Plate
- Lead 2 Grid #2
- Lead 3 Filament, Positive ♦
- Lead 4 Grid #1
- Lead 5 Filament, Negative ●

MOUNTING POSITION: Any

**ELECTRICAL DATA**

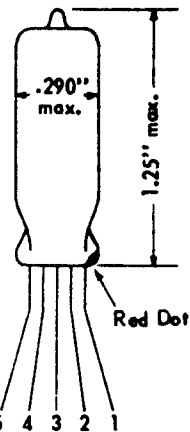
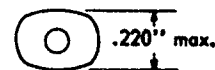
RATINGS - ABSOLUTE MAXIMUM VALUES:

Filament Voltage	1.25 ± 20% volts
Plate Voltage	30 volts
Grid #2 Voltage	30 volts
Cathode Current	0.6 ma.

CHARACTERISTICS AND TYPICAL OPERATION:

Filament Voltage	1.25 volts
Filament Current	10 ma.
Plate Voltage	22.5 volts
Grid #2 Voltage	22.5 volts
Grid #1 Voltage ■	0 volts
No-Signal Plate Current	400 μa.
No-Signal Grid #2 Current	100 μa.
Signal Voltage (RMS) †	0.8 volts
Transconductance	450 μmhos
Plate Resistance	0.3 meg.
Load Resistance	0.1 meg.
Distortion (approx.)	12 percent
Power Output	1.50 mw.

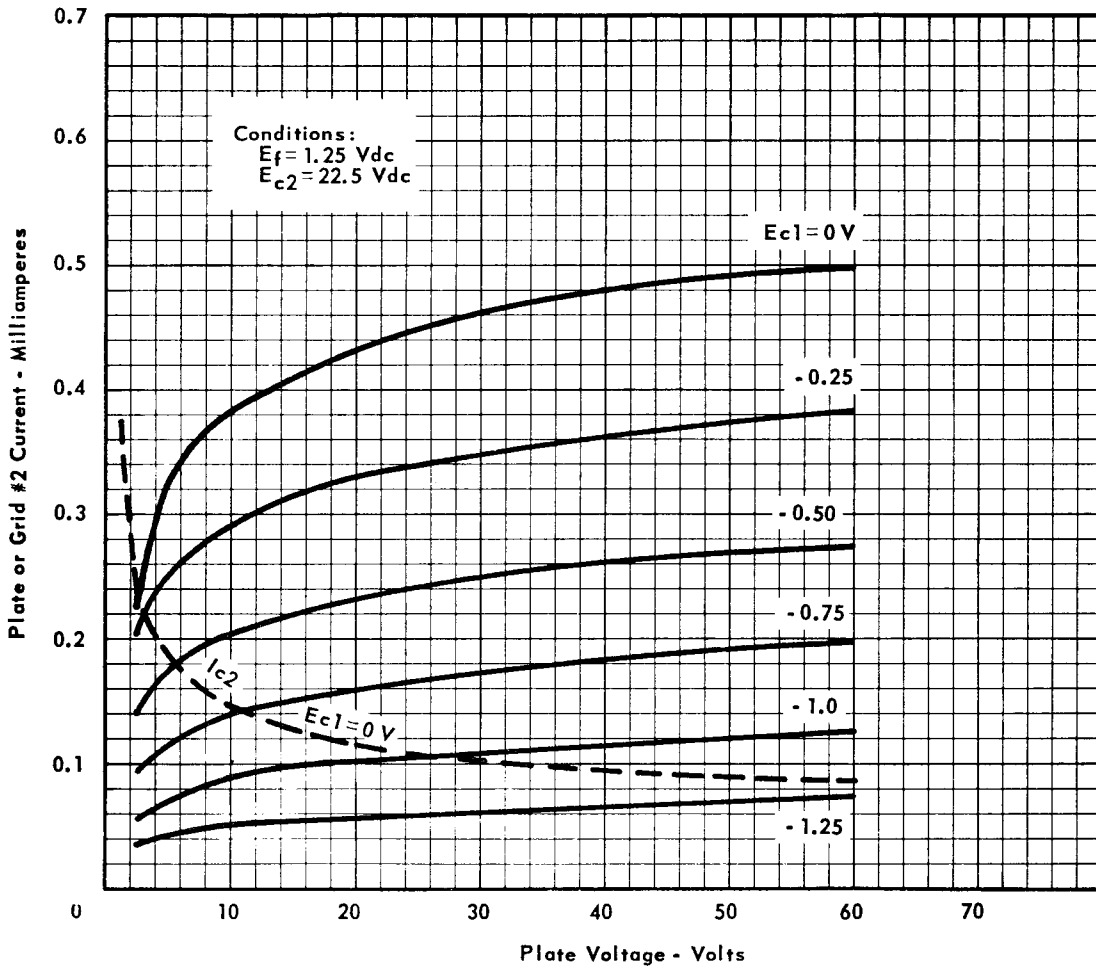
- Grid #3 is composed of two deflector plates, one being connected to Lead 3 and the other to Lead 5.
- Grid returned to negative filament thru 10 megohms.
- ♦ From a source having an internal impedance of 2 megohms.





SUBMINIATURE PENTODE

AVERAGE PLATE CHARACTERISTICS



RAYTHEON MANUFACTURING COMPANY

RECEIVING TUBE AND SEMICONDUCTOR OPERATIONS



SUBMINIATURE PENTODE

AVERAGE PLATE CHARACTERISTICS  
(Triode Connected)

