



Excellence in Electronics

**TYPE
CK6611**

The CK6611 is a filament type, fully shielded, subminiature pentode designed for use in RF applications requiring economy of space, weight, and battery drain. The flexible terminal leads may be soldered or welded directly to the terminals of circuit components without the use of sockets. Standard inline subminiature sockets may be used by cutting the leads to a suitable length.

MECHANICAL DATA

ENVELOPE: T-2X3 Glass ●

BASE: None (0.016" tinned flexible leads. Length: 1.5" min. Spacing: 0.048" center-to-center)

TERMINAL CONNECTIONS: (Red dot is adjacent to lead 1)

Lead 1 Plate	Lead 4 Grid #1
Lead 2 Grid #2	Lead 5 Filament, Positive;
Lead 3 Filament, Negative;	Grid #3 ⊕
Shield: Grid #3 ⊕	

MOUNTING POSITION: Any

ELECTRICAL DATA

DIRECT INTERELECTRODE CAPACITANCES: ($\mu fds.$)

Grid #1 to Plate	0.008 max.
Input	4.0
Output	4.0

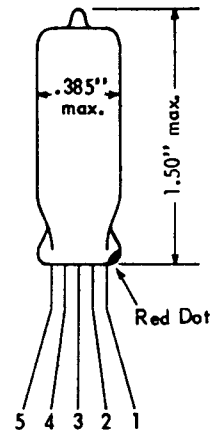
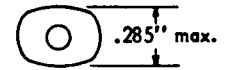
RATINGS - ABSOLUTE MAXIMUM VALUES:

Filament Voltage (dc)	1.25 ± 20% volts
Plate Voltage †	50 volts
Grid #2 Voltage †	50 volts
Plate Dissipation	0.10 watts
Grid #2 Dissipation	0.02 watts
Total Cathode Current	1.9 ma

CHARACTERISTICS AND TYPICAL OPERATION - CLASS A1 AMPLIFIER:

Filament Voltages (dc)	1.25	1.25 volts
Filament Current	0.02	0.02 amps
Plate Voltage	30	45 volts
Grid #2 Voltage	30	▲ 45 volts
Grid #1 Voltage	■ 0	■ 0 volts
Plate Resistance (approx.)	0.4	0.4 meg.
Transconductance	1000	1000 μ mhos
Plate Current	1.0	1.0 ma
Grid #2 Current	0.35	0.35 ma
Grid #1 Voltage (approx.)	-3.0	---- volts
For $G_m = 10 \mu$ mhos		

- Grid Resistor = 5 megohms
- Bulb is entirely coated with a metallic shield connected to lead 3.
- ⊕ Grid #3 is comprised of two separate deflector plates, one of which is connected to lead 3 and the other to lead 5
- ▲ Screen Supply Voltage through series 47,000 ohms supply resistor.
- ◆ Plate and Screen Supply Voltages should not exceed these values under any circumstances.



Tentative Data

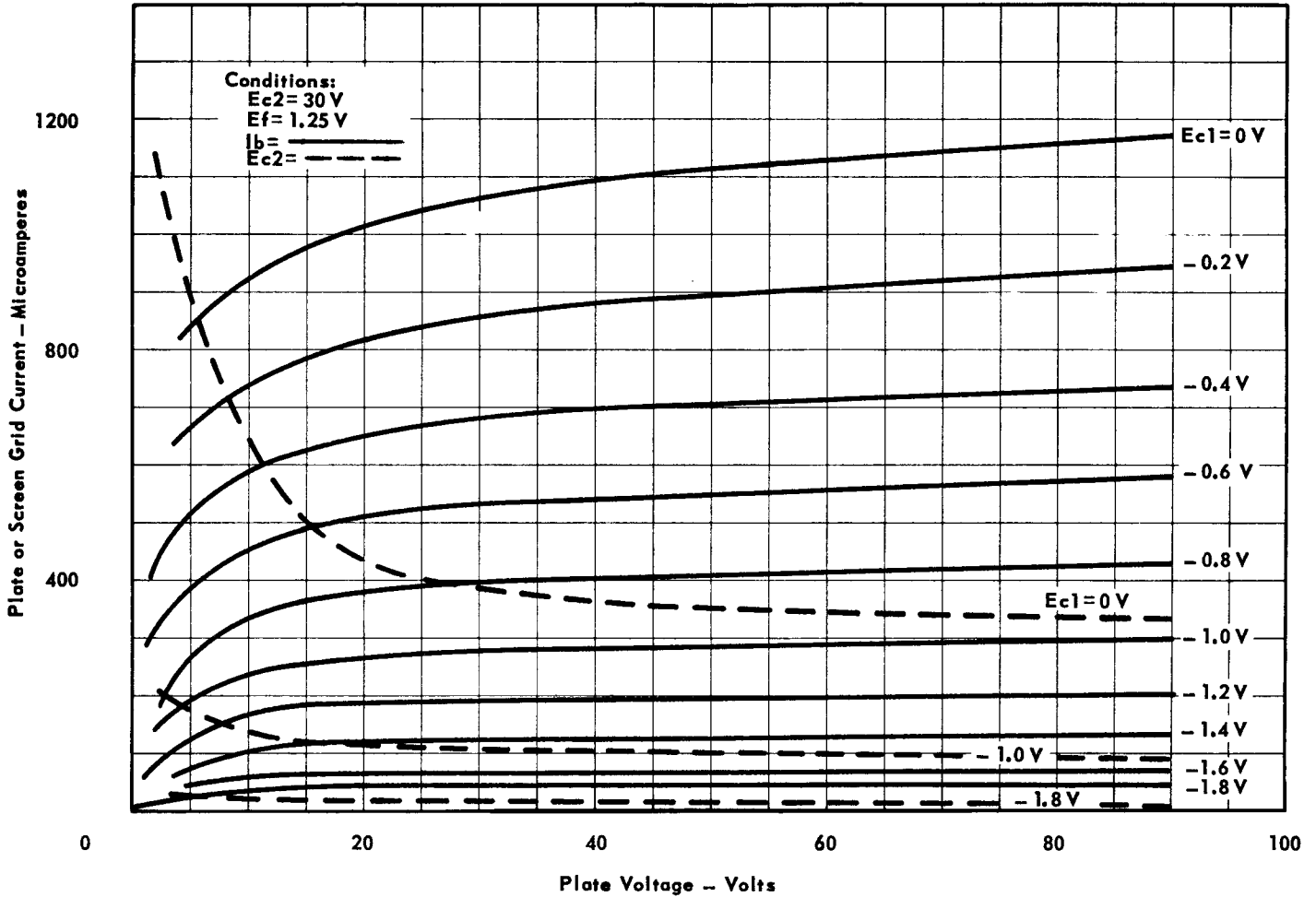
RAYTHEON MANUFACTURING COMPANY

RECEIVING TUBE AND SEMICONDUCTOR OPERATIONS



SUBMINIATURE PENTODE

AVERAGE PLATE CHARACTERISTICS



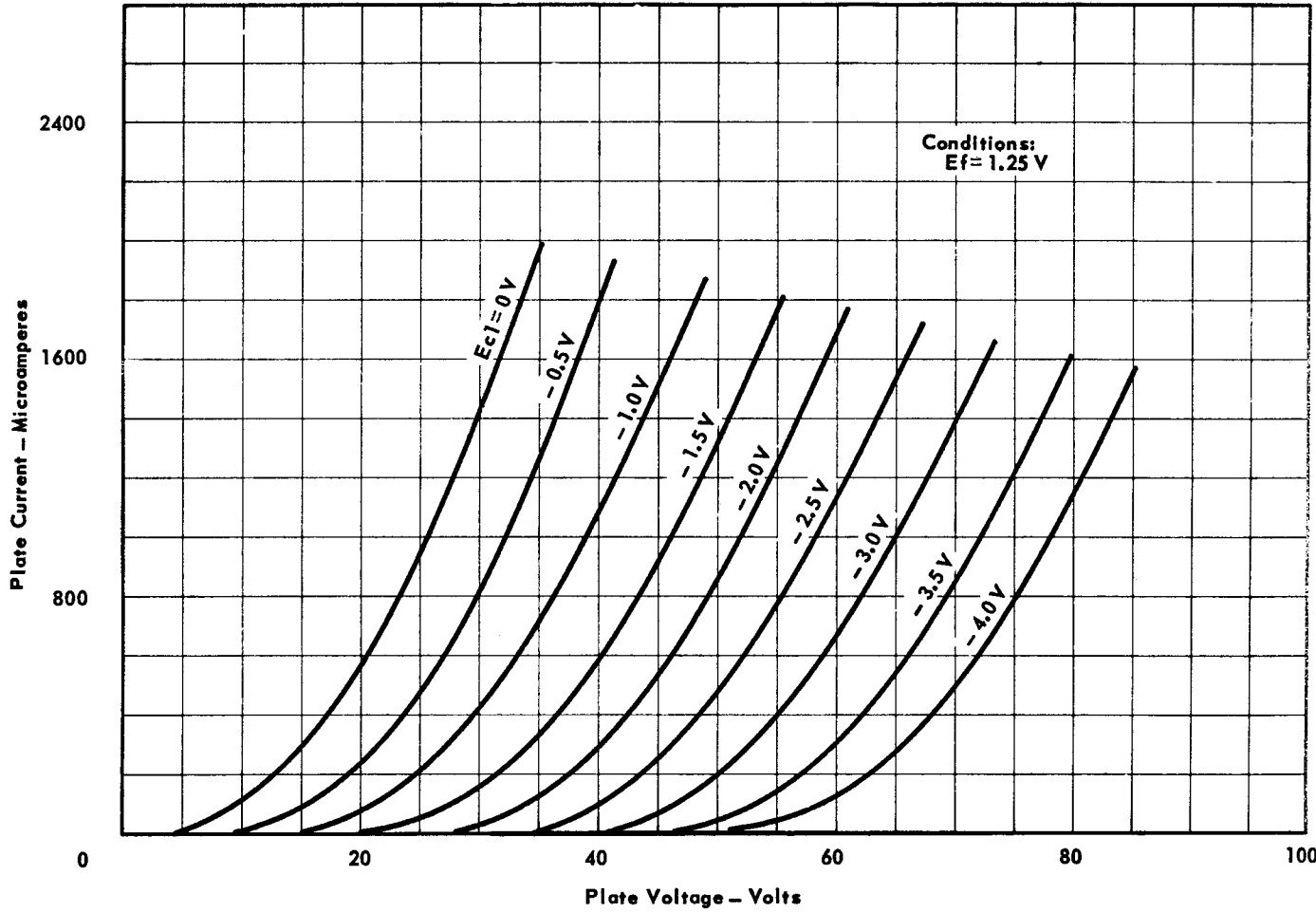
RAYTHEON MANUFACTURING COMPANY

REAR VIEW TUBE AND SEMICONDUCTOR OPERATIONS



SUBMINIATURE PENTODE

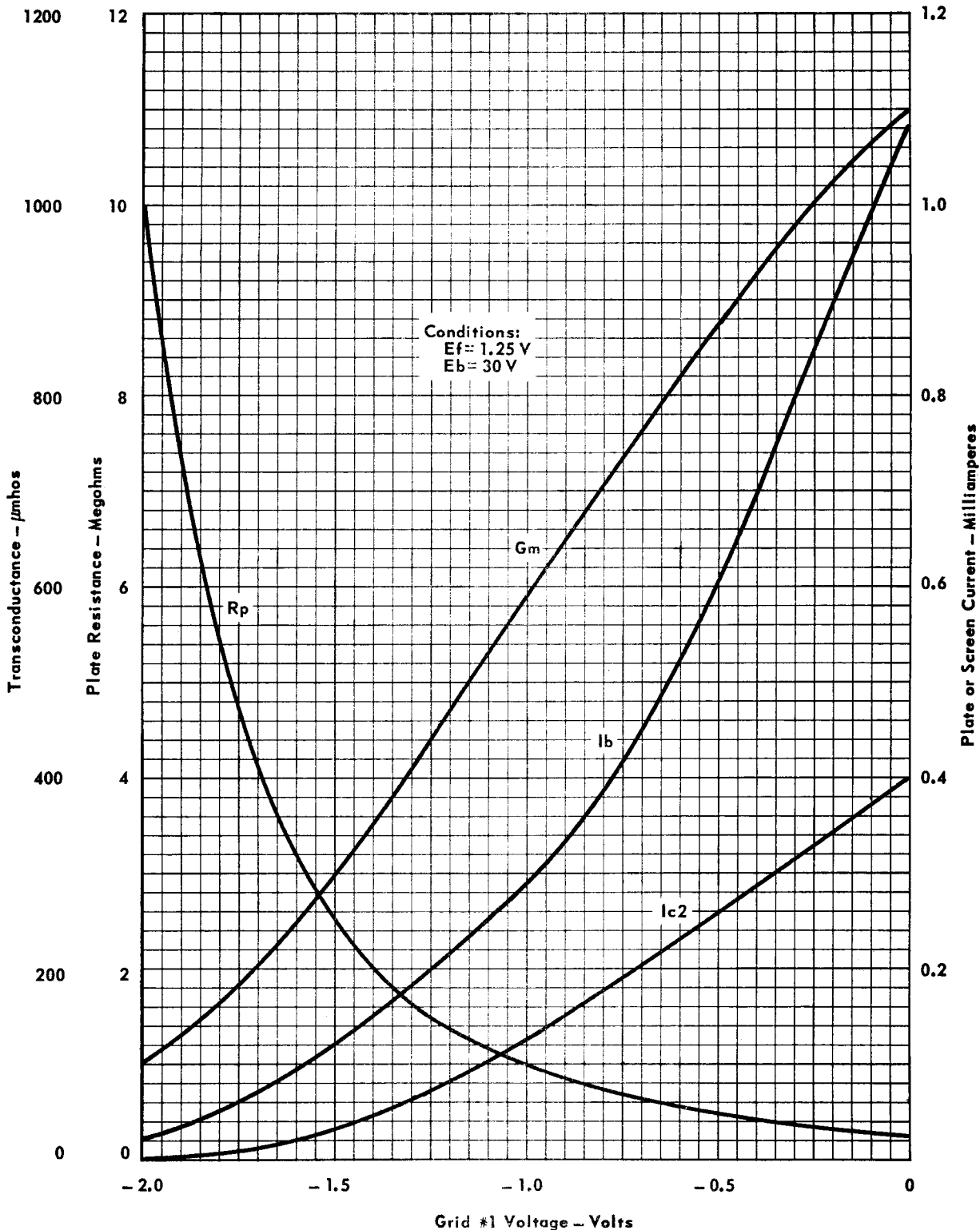
AVERAGE PLATE CHARACTERISTICS
(Triode Connected)





SUBMINIATURE PENTODE

AVERAGE CHARACTERISTICS



RAYTHEON MANUFACTURING COMPANY

RECEIVING TUBE AND SEMICONDUCTOR OPERATIONS