



# THYRATRON

## DESCRIPTION

The GL-885 is an inert-gas-filled thyratron designed for use as a sweep-circuit oscillator in cathode-ray tube circuits. This tube may also be

used for general control applications where it is desired to actuate the tube with a change in negative grid voltage.

## TECHNICAL INFORMATION

*These data are for reference only. For design information refer to specifications.*

### GENERAL CHARACTERISTICS

Number of electrodes . . . . .	3
<b>Electrical</b>	
Cathode—Indirectly heated type	
Voltage . . . . .	2.5 volts
Current, approx . . . . .	1.4 ampere
Heating time, typical . . . . .	30 seconds
Peak voltage drop, approx. . . . .	16 volts
Approximate control characteristics	
Anode voltage . . . . .	300 volts
Grid voltage . . . . .	-30 volts
Capacitance, approx	
Grid-to-anode . . . . .	3.5 micromicrofarads
Grid-to-cathode . . . . .	3.5 micromicrofarads
Anode-to-cathode . . . . .	2.5 micromicrofarads
<b>Mechanical</b>	
Net weight, approx . . . . .	3 ounces
Shipping weight, approx . . . . .	3 pounds



**TECHNICAL INFORMATION (CONT'D)**

**MAXIMUM RATINGS**

**SWEEP-CIRCUIT OSCILLATOR RATING**

Maximum anode voltage	
Peak, between any two electrodes.....	350 volts
Instantaneous.....	300 volts
Maximum anode current	
Peak.....	300 milliamperes
Average, 200 cycles per second and above.....	2 milliamperes
Average, below 200 cycles per second.....	3 milliamperes

**GRID-CONTROLLED RECTIFIER RATING**

(For frequencies below 75 cycles per second)

Maximum peak anode voltage.....	350 volts
Maximum peak anode current.....	300 milliamperes
Maximum anode current*.....	75 milliamperes

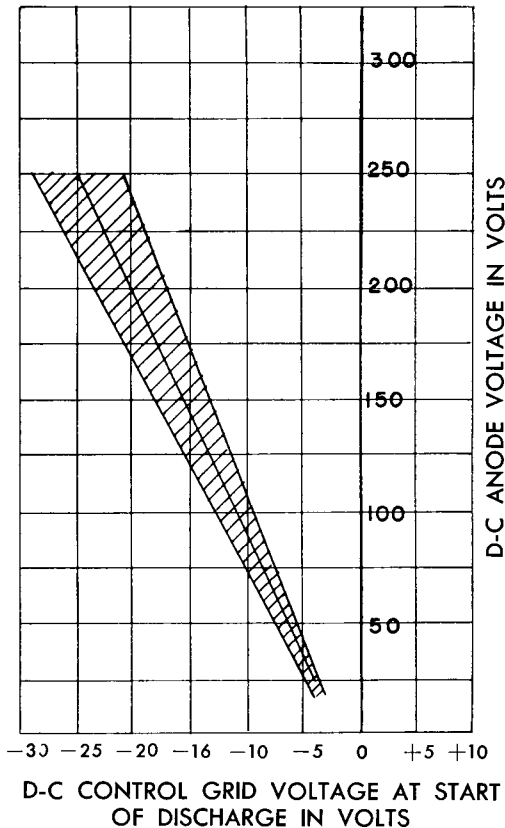
\*Averaged over period of not more than 30 seconds.

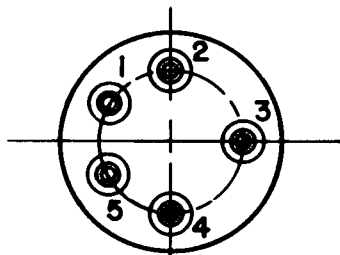
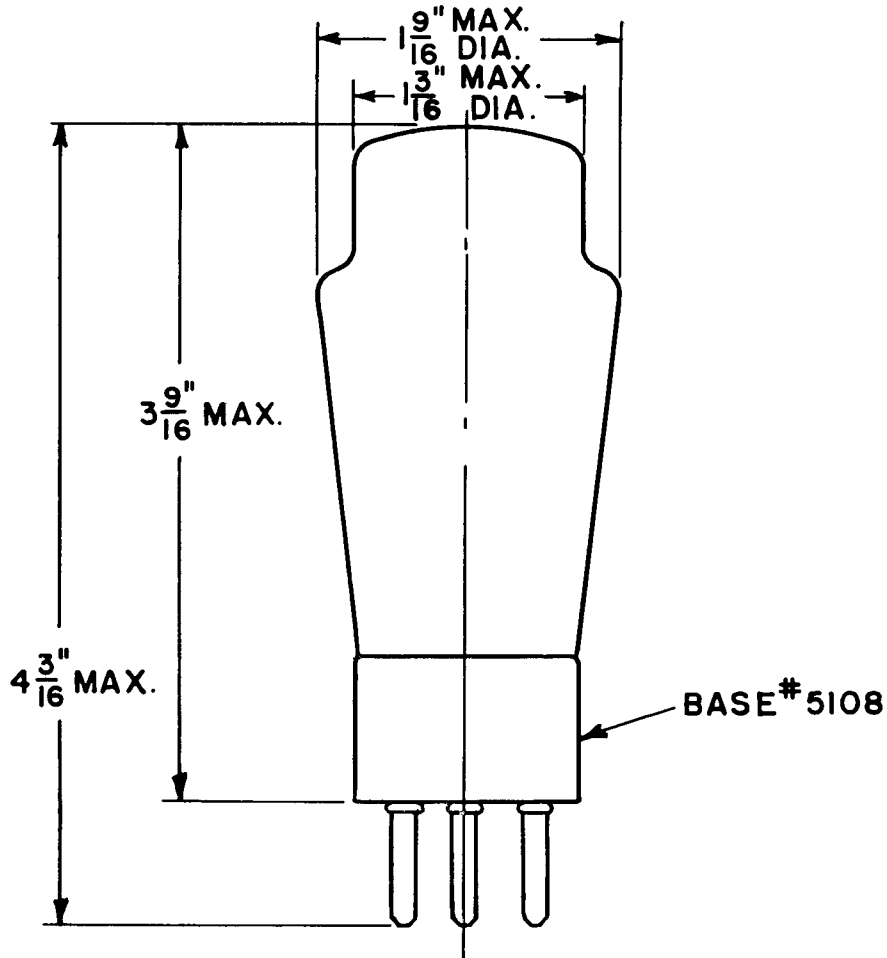
**OPERATING NOTES**

For both classes of service the grid resistor used should not be less than 1000 ohms per maximum instantaneous volt applied to the grid. Resistance values in excess of 0.5 megohms may cause circuit instability.

**GL-885 TYPICAL CONTROL CHARACTERISTICS  
 SHADED AREA SHOWS RANGE OF CHARACTERISTICS**

GL-885 -  $E_g = 2.5$  VOLTS





OUTLINE  
 GL-885 THYRATRON

PIN	CONNECTIONS
1	HEATER
2	ANODE
3	GRID
4	CATHODE
5	HEATER

*Electronics Department*  
**GENERAL  ELECTRIC**  
*Schenectady, N. Y.*