

Mullard

TRIODE HEPTODE

TH30C

Heater	Vf	=	29.0 V
	If	=	0.2 A.

Capacities	Heptode	Cg1	=	8.4	uuF
		Ca	=	13.8	uuF
Triode		Cglg3	=	0.16	uuF
		Cgk	=	13.6	uuF
		Cak	=	3.5	uuF

Operating conditions of heptode system.

Va	250	V
Vg2&4	100	V
Vosc (R.M.S)	8.0	V
-Vg1	2.5	V
Ia	3.25	mA
Ig2&4	6.0	mA
Sc	0.75	mA/V
Ri	1.5	megohms
Rk	140	ohms
Rg3	50,000	ohms

Operating Conditions of triode system.

Va	100	V
Ia	9.5	mA
S max (Vg3=0)	5.5	mA/V
ε	17.5	

Limits of heptode system.

Va max	300	V
Wa max	1.0	W
Vg2&4 max	150	V
Wg2&4 max	0.6	W
Ig2&4 max (Vg2&4=100 V, Vg1=-2.5 V, Vosc=8.0 V, Rg3=50,000 ohms.)	7.5	mA
Ik max	25	mA
Vg1 max (Igl=+0.3 uA)	-1.3	V
Rg1a max	3.0	megohms
Vfk max	100	V
Rfk max	20,000	ohms

Limits of triode system.

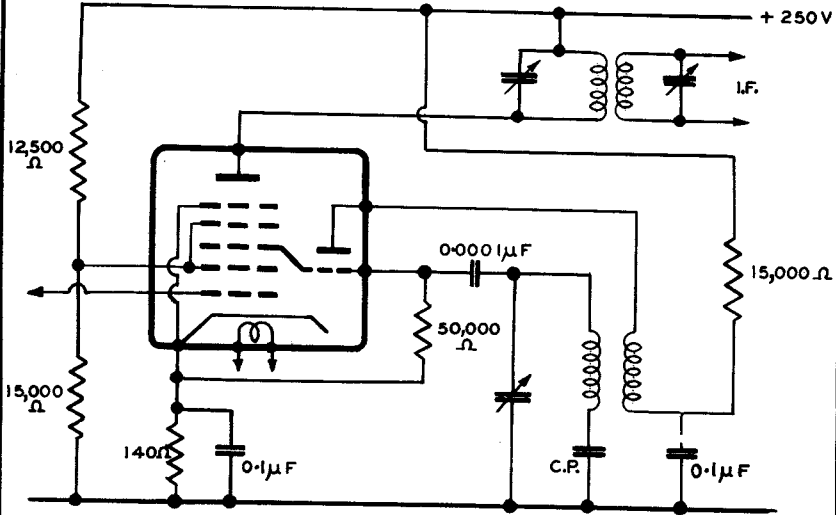
Va max	125	V
Wa max	1.0	W
Vg max (Ig3=+0.3 uA)	-1.3	V

TH30C

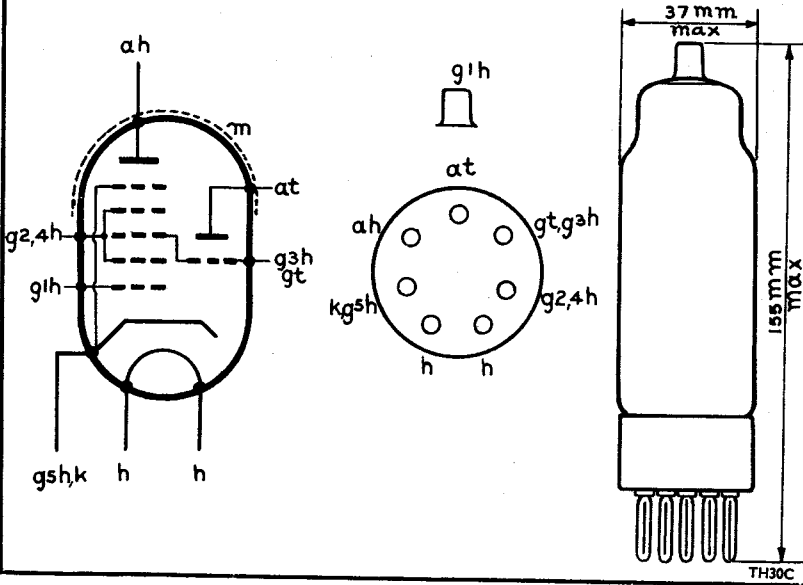
TH30C

Mullard TRIODE HEPTODE

Circuit Diagram.

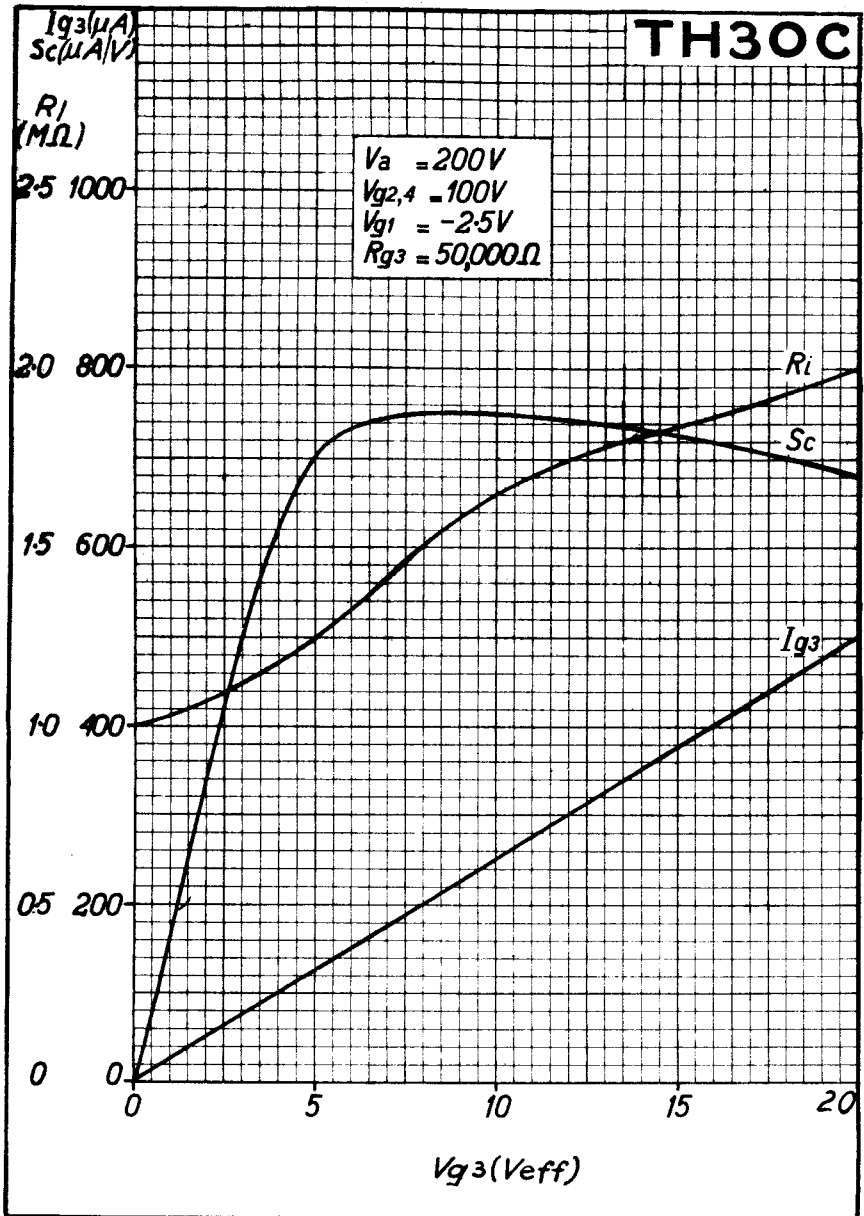


Arrangement of electrodes and base connections.



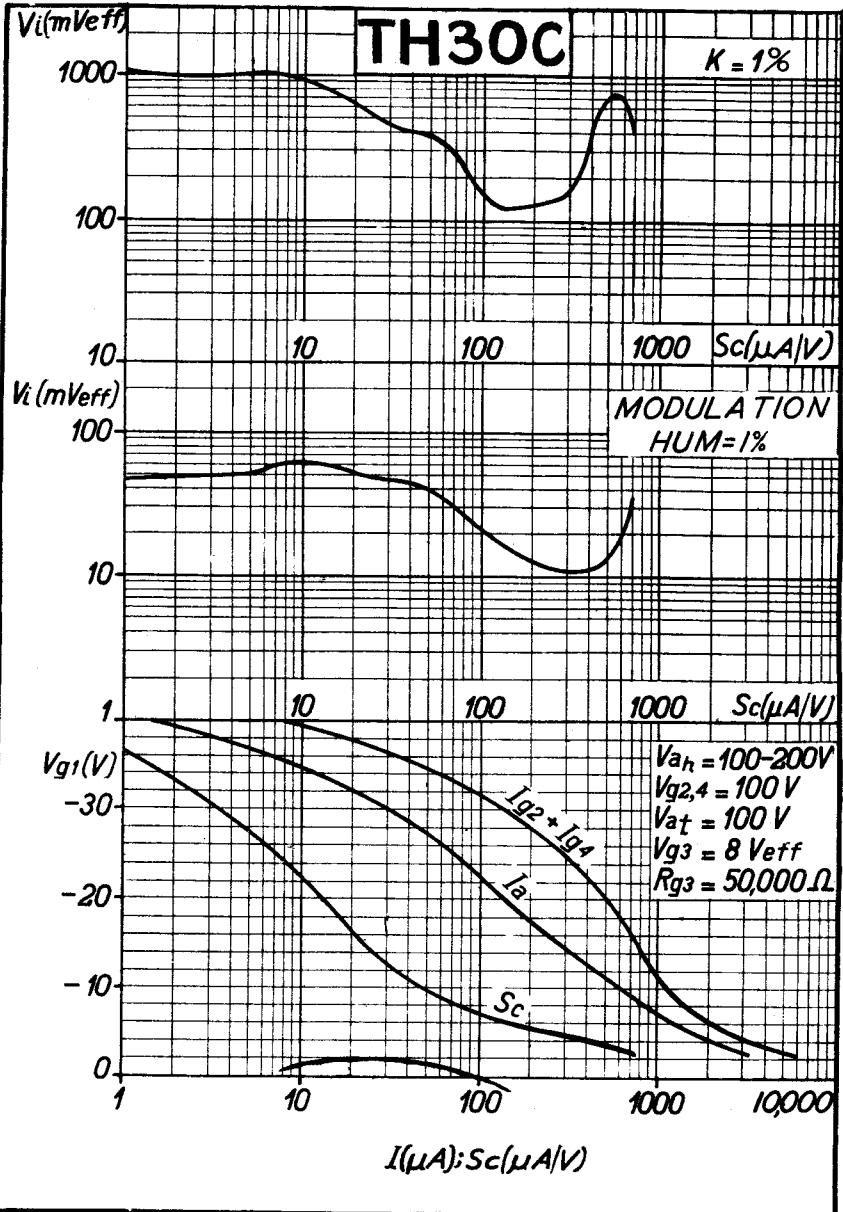
Mullard
TRIODE HEPTODE

TH30C



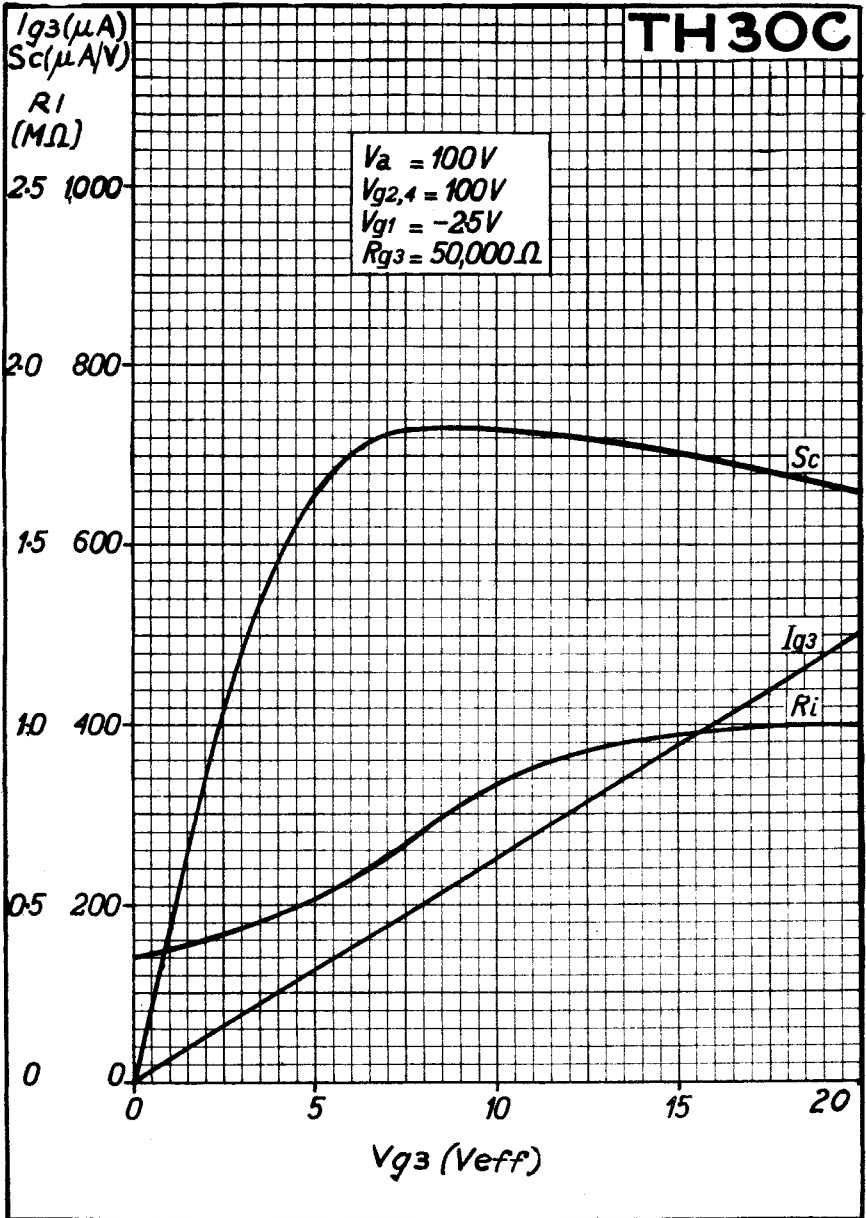
TH30C

Mullard TRIODE HEPTODE



Mullard
TRIODE HEPTODE

TH30C



TH30C

Mullard TRIODE HEPTODE

