

# DIODE TRIODE

# DAC32

Medium-gain triode for use as A.F. voltage amplifier, combined with a single diode for signal or A.V.C. rectification.

## FILAMENT

This valve is suitable for D.C. operation only.

$V_f$	1.4	V
$I_f$	0.05	A

## CAPACITANCES

$C_{in}$	1.3	$\mu\mu\text{F}$
$C_{out}$	6.0	$\mu\mu\text{F}$
$C_{a-g}$	1.0	$\mu\mu\text{F}$
$C_{ad-f}$	3.2	$\mu\mu\text{F}$
$C_{ad-g}$	0.002	$\mu\mu\text{F}$
$C_{ad-at}$	0.2	$\mu\mu\text{F}$

## TYPICAL OPERATING CONDITIONS

Triode Section as Class "A" Amplifier

$V_a$	90	V
$V_g$	0	V
$I_a$	0.15	mA
$\mu$	65	
$r_a$	240,000	ohms
$S_m$	275	$\mu\text{A}/\text{V}$

Diode Section

The diode anode is located at the negative end of the filament.

## LIMITING VALUE

$V_a$ max.	110	V
------------	-----	---

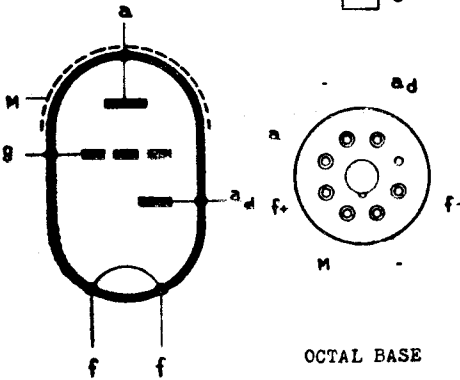


# DAC32


## DIODE TRIODE

Medium-gain triode for use as A.F. voltage amplifier, combined with a single diode for signal or A.V.C. rectification.

ARRANGEMENT OF ELECTRODES AND BASE CONNECTIONS



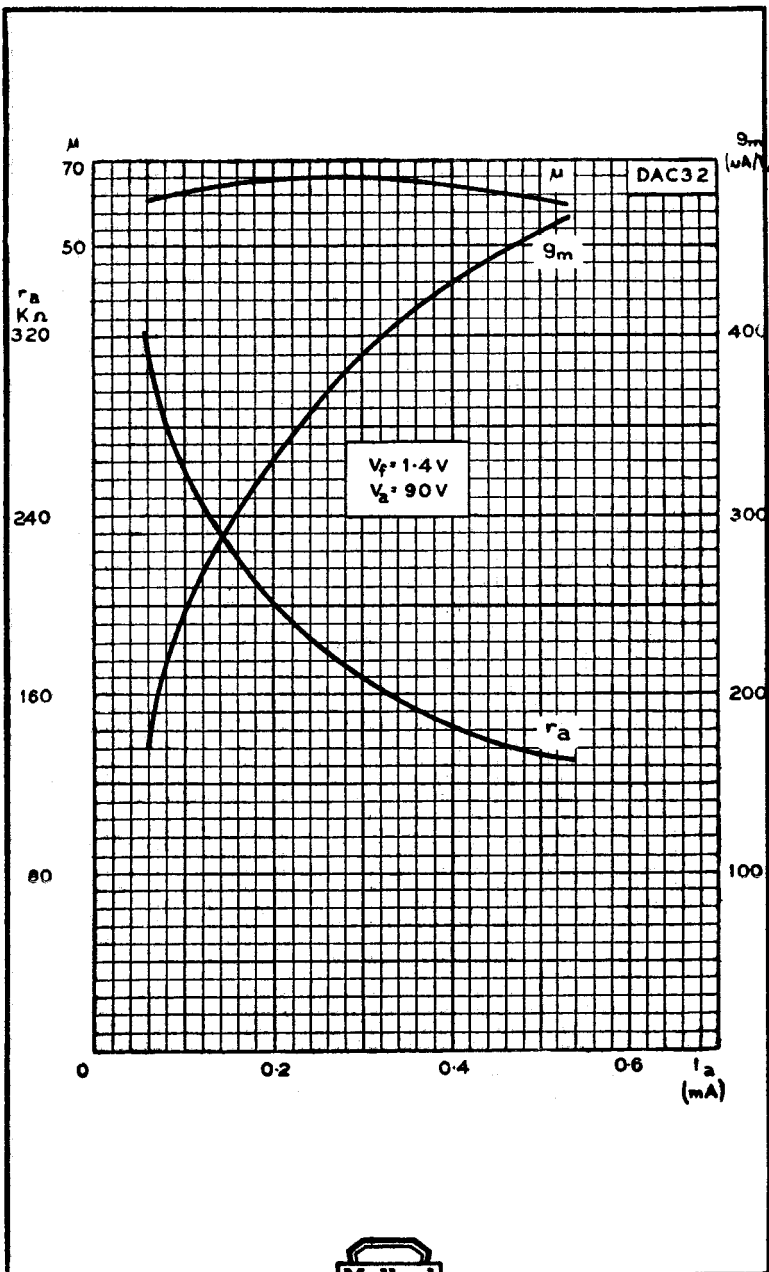
DIMENSIONS



# DIODE TRIODE

Medium-gain triode for use as A.F. voltage amplifier, combined with a single diode for signal or A.V.C. rectification.

# DAC32



# DAC32

## DIODE TRIODE

Medium-gain triode for use as A.F. voltage amplifier,  
combined with a single diode for signal or A.V.C.  
rectification.

