

BRIMAR



TRIODE TYPE H.L.A.2

The BRIMAR H.L.A.2 is an indirectly heated triode valve of very robust construction.

The electrode system is interlocked in such a manner that mechanical variations are impossible, ensuring no change in the electrical characteristics, and an extremely low noise level.

Owing to the construction, microphonicity is non-existent, hence the valve can be used as a detector when followed by a high gain amplifier.

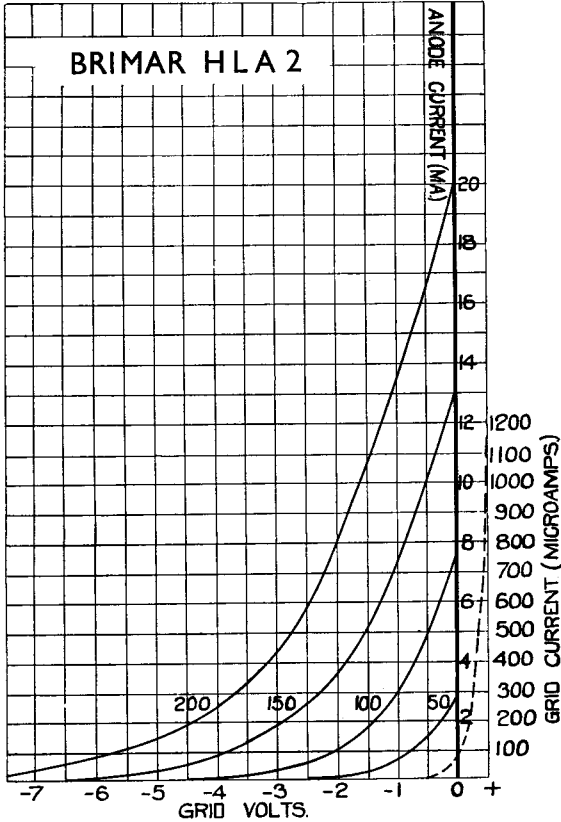
It also gives very good results as a low frequency amplifier, or as oscillator in superheterodynes, where reliability is of prime importance. The frequency drift even at ultra high frequencies being negligible. When used as an L.F. amplifier, automatic bias may be obtained by a resistance of approximately 400 ohms in the cathode lead.

Anode Volts	100	150	200
Grid Bias (approx.)	-1.0	-1.5	-2.5
Anode Current mA.	3.0	5.0	6.0

VALVES

BRIMAR

CHARACTERISTICS

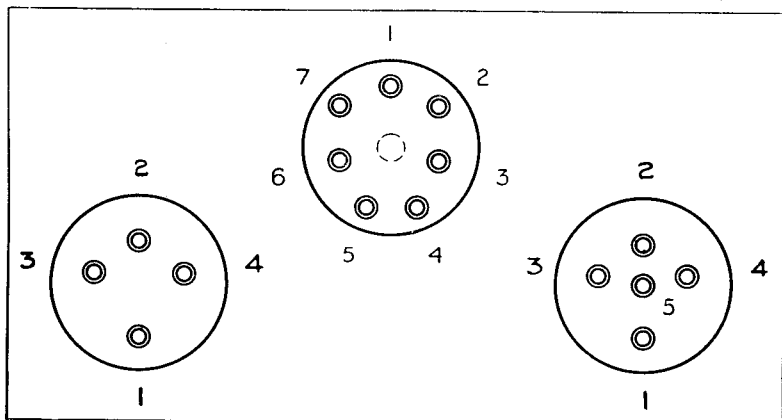


Heater Voltage	...	4 volts \pm 5%
Heater Current	...	1.0 amp.
Max. Anode Voltage	...	200 volts
*Impedance	...	9,000 ohms
*Amplification Factor	...	50
*Mutual Conductance	...	5.5 mA. per volt

*Measured at anode volts 100, grid bias zero.

BRIMAR

BASE CONNECTIONS OF VALVES



UNDERSIDE VIEW OF BASES
4-PIN VALVES

TYPE	1	2	3	4
HLB.1, PB.1	A	G	F.M	F
R.1, R.2, R.3, 1A.7	A1	A2	H	H.C
4037A.	A	—	F	F

5-PIN VALVES

TYPE	1	2	3	4	5	Top Cap
8A.1, 9A.1 ...	G2	G1	H	H	C.M	—
HLA.2, PA.1 ...	A	G	H	H	C.M	—
PenB.1, PenA.1 ...	A	G1	F	F	G2	—
4039A ...	A	G	H	H	C	—
ID5 ...	A	—	H	H	C	—

7-PIN VALVES

TYPE	1	2	3	4	5	6	7	Top Cap
4D.1 ...	—	—	—	H	H	C	A	G
7A.3, 7D.8, 7D.6, 7A.2, & 7D.3 ...	—	G1	G2	H	H	C	A	—
9D.2 ...	—	A	G3	H	H	C	G2	G1
11A.2, 11D.3	D1	M	D2	H	H	C	A	G1
15A.2, 15D.1	G2	G1	G3.G5	H	H	C	A	G4

A. Anode. G1, G2, G3, G4, 1st, 2nd, 3rd and 4th Grids.
F. Filament. H. Heater. C. Cathode. D1, D2, Diodes.
M. Metallising.

VALVES