

## POWER PENTODE VALVE TYPE PEN.B.1

The BRIMAR Pen.B.1 valve has been designed to give the maximum undistorted output with the minimum consumption of H.T. current.

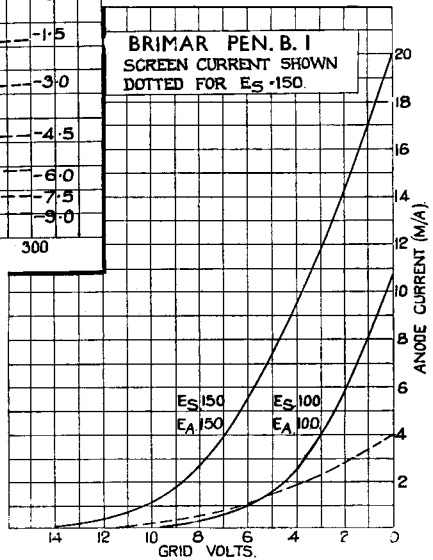
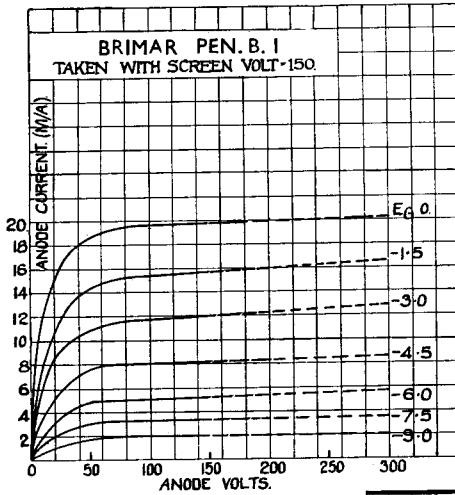
The sensitivity of the valve is of a very high order; with an input grid swing of approximately 3.2 volts R.M.S., the valve is fully loaded, the output being sufficient for the operation of the average moving coil speaker at considerable volume.

When speakers of the magnetic type are employed, they should be shunted with a filter, consisting of a condenser of .01 mfd. and a resistance of 50,000—100,000 ohms in series.

Anode Volts	...	...	...	150	125	100
Screen Volts	...	...	...	150	125	100
Grid Bias Volts	...	...	...	4.5	4.5	3.0
Anode Current mA.	...	...	...	8.0	4.5	4.0
Optimum Load Ohms (approx.)				18,000	28,000	25,000

# BRIMAR

## CHARACTERISTICS

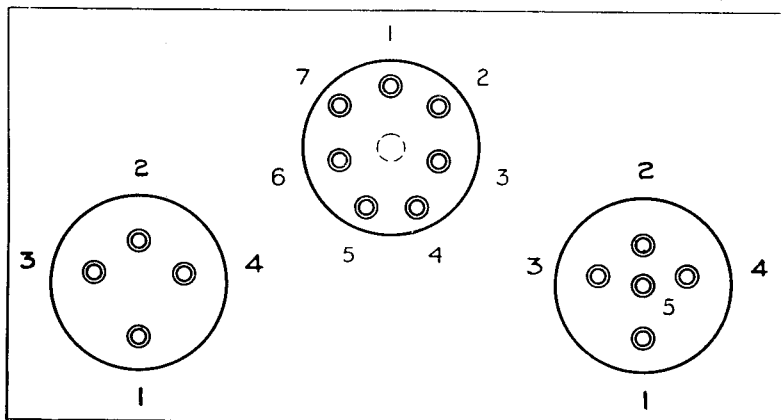


Filament Voltage	...	...	2.0 volts
Filament Current	...	...	0.2 amp.
Max. Anode Volts	...	...	150
Max. Screen Volts	...	...	150
Mutual Conductance	...	...	2.5 mA. per volt

# VALVES

# BRIMAR

## BASE CONNECTIONS OF VALVES



UNDERSIDE VIEW OF BASES  
4-PIN VALVES

TYPE	1	2	3	4
HLB.1, PB.1 ... ..	A	G	F.M	F
R.1, R.2, R.3, 1A.7 ... ..	A1	A2	H	H.C
4037A. ... ..	A	—	F	F

5-PIN VALVES

TYPE	1	2	3	4	5	Top Cap
8A.1, 9A.1 ...	G2	G1	H	H	C.M	—
HLA.2, PA.1 ...	A	G	H	H	C.M	—
PenB.1, PenA.1 ...	A	G1	F	F	G2	—
4039A ...	A	G	H	H	C	—
ID5 ...	A	—	H	H	C	—

7-PIN VALVES

TYPE	1	2	3	4	5	6	7	Top Cap
4D.1 ...	—	—	—	H	H	C	A	G
7A.3, 7D.8, 7D.6, 7A.2, & 7D.3 ...	—	G1	G2	H	H	C	A	—
9D.2 ...	—	A	G3	H	H	C	G2	G1
11A.2, 11D.3	D1	M	D2	H	H	C	A	G1
15A.2, 15D.1	G2	G1	G3.G5	H	H	C	A	G4

A. Anode. G1, G2, G3, G4, 1st, 2nd, 3rd and 4th Grids.  
F. Filament. H. Heater. C. Cathode. D1, D2, Diodes.  
M. Metallising.

## VALVES