

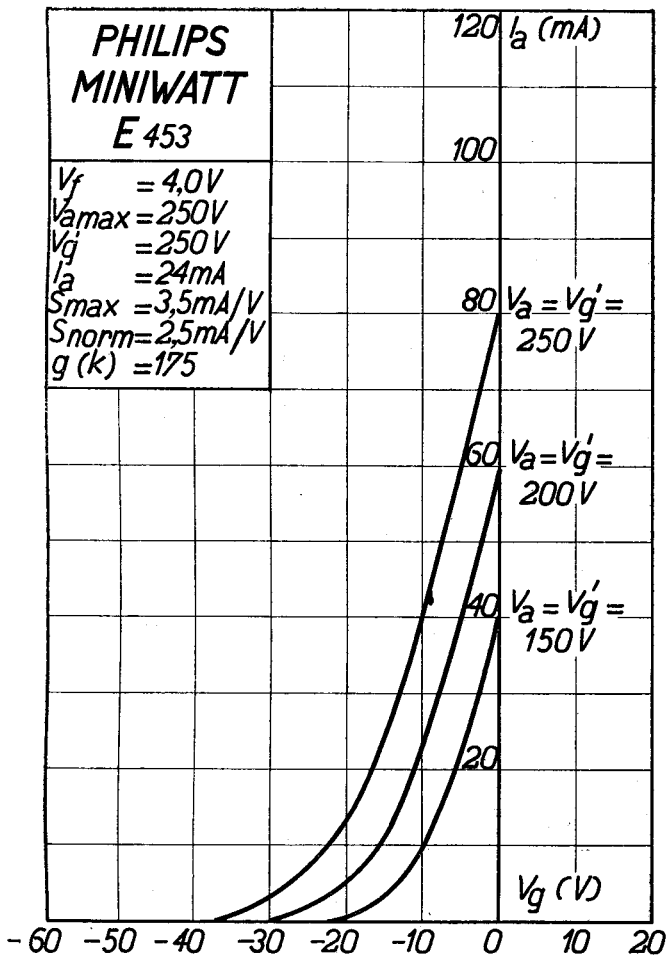
PHILIPS „MINIWATT“

Heizspannung	v_f	= 4,0 V
Tension de chauffage		
Filament voltage		
Heizstrom	i_f	ca.
Courant de chauffage		= env. 1,1 A
Filament current		appr.
Anodenspannung	$v_a \text{ max.}$	= 250 V
Tension anodique		
Anode voltage		
Schirmgitterspannung	$V_{g'}$	= 250 V
Tension de grille-écran		
Screen-grid voltage		
Normaler Anodenstrom	i_a	= 24 mA
Courant anodique normal		
Normal anode current		
Neg. Gittervorspannung	v_g	ca.
Polarisation négative de grille		= env. 15 V
Negative grid bias		appr.
Verstärkungsfaktor	$g(k)$	= 175
Coefficient d'amplification		
Amplification factor		
Steilheit (max.)	$S \text{ max.}$	= 3,5 mA/V
Inclinaison (max.)		
Slope (max.)		
Steilheit (norm.)	$S \text{ norm.}$	= 2,5 mA/V
Inclinaison (norm.)		
Slope (norm.)		
Innerer Widerstand (norm.)	R_i	= 70000 Ohm
Résistance intérieure (norm.)		
Internal resistance (norm.)		
Anodenverlustleistung	$w_a \text{ max.}$	= 6 W
Dissipation anodique		
Anode dissipation		
Max. Länge	l	= 105 mm
Longueur max.		
Overall length		
Grösster Durchmesser	d	= 51 mm
Diamètre max.		
Max. diameter		
Sockel		= B 35
Culot		
Base		
Sockelschaltung		= S. XVIII
Connexion du culot		
Base connection		

Anwendung: Endstufe
 Application: Tube final
 Function: Power valve

**PHILIPS
MINIWATT
E 453**

$V_f = 4,0V$
 $V_{amax} = 250V$
 $V_{g'} = 250V$
 $I_a = 24mA$
 $S_{max} = 3,5mA/V$
 $S_{norm} = 2,5mA/V$
 $g(k) = 175$

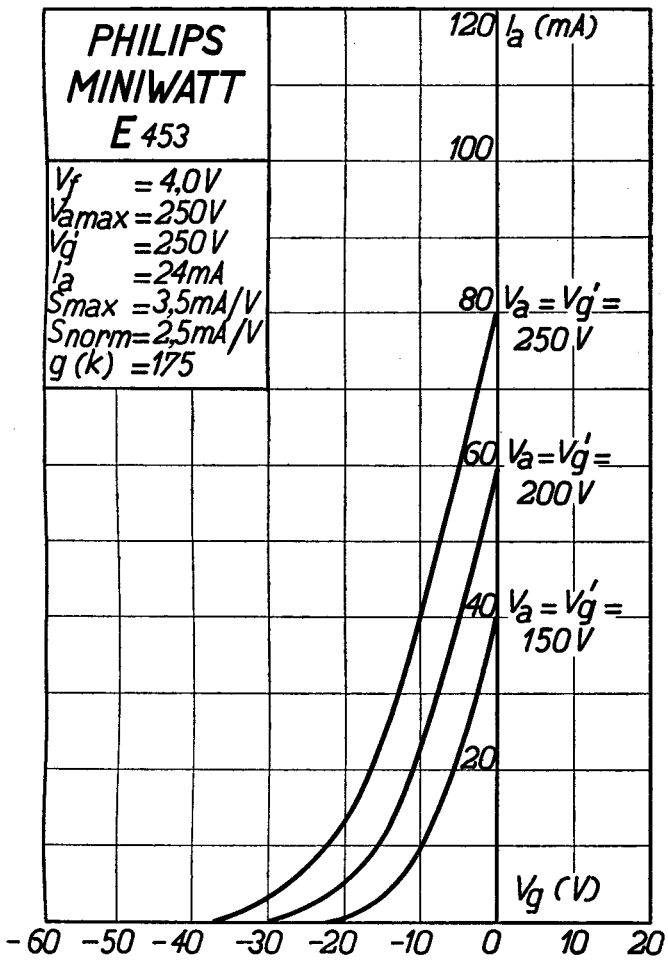


PHILIPS „MINIWATT“

Heizspannung	V_f	= 4,0 V
Tension de chauffage		
Filament voltage		
Heizstrom	I_f	ca.
Courant de chauffage		= env. 1,1 A
Filament current		appr.
Anodenspannung	$V_a \text{ max}$	= 250 V
Tension anodique		
Anode voltage		
Schirmgitterspannung	$V_{g'}$	= 250 V
Tension de grille-écran		
Screen-grid voltage		
Normaler Anodenstrom	I_u	= 24 mA
Courant anodique normal		
Normal anode current		
Neg. Gittervorspannung	V_g	ca.
Polarisation négative de grille		= env. 18 V
Negative grid bias		appr.
Verstärkungsfaktor	$g(k)$	= 175
Coefficient d'amplification		
Amplification factor		
Steilheit (max.)	$S_{\text{max.}}$	= 3,5 mA/V
Inclinaison (max.)		
Slope (max.)		
Steilheit (norm.)	$S_{\text{norm.}}$	= 2,5 mA/V
Inclinaison (norm.)		
Slope (norm.)		
Innerer Widerstand (norm.)	R_i	= 70000 Ohm
Résistance intérieure (norm.)		
Internal resistance (norm.)		
Anodenverlustleistung	$W_{a \text{ max.}}$	= 6 W
Dissipation anodique		
Anode dissipation		
Max. Länge	l	= 105 mm
Longueur max.		
Overall length		
Grösster Durchmesser	d	= 51 mm
Diamètre max.		
Max. diameter		
Sockel		= B 35
Culot		
Base		
Sockelschaltung		= S XVIII
Connexion du culot		
Base connection		
Anwendung: Endstufe		
Application: Tube final		
Function: Power valve		

**PHILIPS
MINIWATT
E 453**

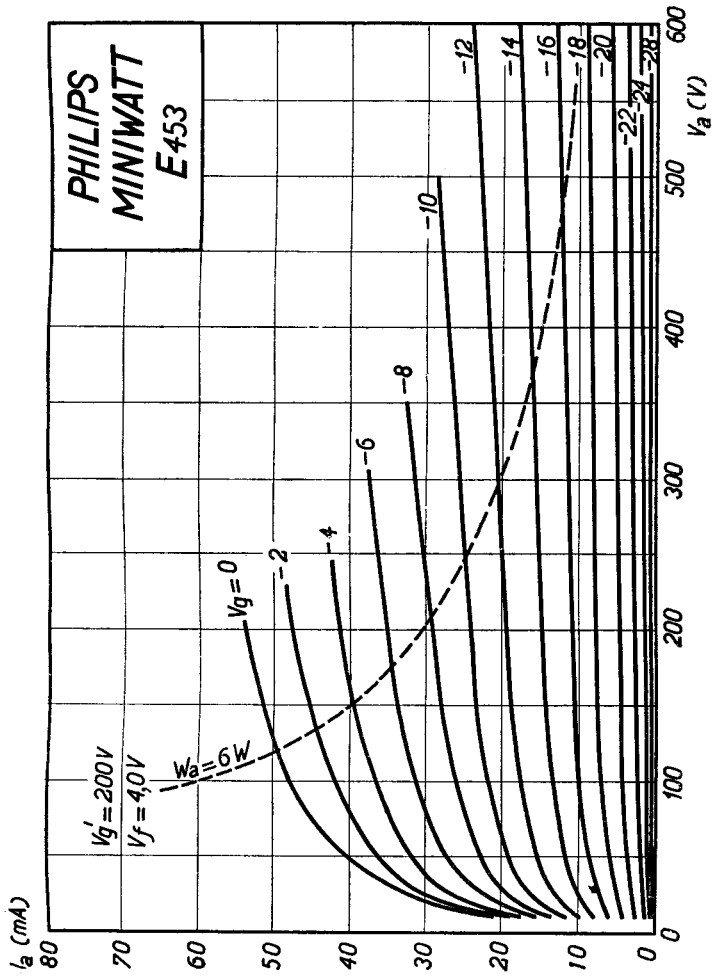
$V_f = 4,0V$
 $V_{amax} = 250V$
 $V_{g'} = 250V$
 $I_a = 24mA$
 $S_{max} = 3,5mA/V$
 $S_{norm} = 2,5mA/V$
 $g(k) = 175$



PHILIPS „MINIWATT“

Max. Anodenspannung	V_{ao}	= 400 V
Tension anodique max.	V_{aL}	= 250 V
Max. anode voltage		
Max. Anodenbelastung	W_a	= 6 W
Dissipation anodique max.		
Max. anode dissipation		
Max. Kathodenstrom	I_c	= 30 mA
Courant cathodique max.		
Max. cathode current		
Max. Schirmgitterspannung	$V_{g'0}$	= 400 V
Tension de grille-écran max.	$V_{g'}$	= 250 V
Max. screen-grid voltage		
Max. Schirmgitterbelastung	$W_{g'}$	= 3 W
Dissipation de grille-écran max.		
Max. screen-grid dissipation		
Mittlerer Schirmgitterstrom	$I_{g'}$	= 10 mA
Courant de grille-écran moyen		
Average screen-grid current		
Ungefähre Grenzw. des Schirmgitterstr.	$I_{g'}^{\text{min.}}$	= 6 mA
Limites approxim. du cour. de gr.-écran	$I_{g'}^{\text{max.}}$	= 14 mA
Approx. limits of screen-grid current ..		
Gitterstrom-Einsatzpunkt	V_{gi}	= -1,3 V
Point de commenc. du cour. de grille		
Starting point of grid current		
Max. Widerstand im Gitterkreis	R_{g1}	= 1 M. Ohm
Résistancé max. dans le circuit de grille	R_{g2}	= 0,6 M. Ohm
Max. resistance in grid circuit		
Max. Spann. zwischen Faden und Kath.	V_{fc}	= 50 V
Tension max. entre filament et cathode		
Max. voltage betw. filament and cathode		
Nutzleistung	W_{01} ($V_{geff} = 6,0$ V)	= 1,6 W
Puissance utile	($R_a = 11000$ Ohm)	
Output	W_{02} ($V_{geff} = 9,5$ V)	= 2,9 W
	($R_a = 11000$ Ohm)	
Kapazitäten	C_{ag}	= 1,2 $\mu\mu\text{F}$
Capacités	C_{ak}	= 7,5 $\mu\mu\text{F}$
Capacities	C_{gk}	= 7,3 $\mu\mu\text{F}$

**PHILIPS
MINIWATT
E453**



PHILIPS „MINIWATT“

Max. Anodenspannung	V_{ao}	= 400 V
Tension anodique max.	V_{aL}	= 300 V
Max. anode voltage		
Max. Anodenbelastung	W_a	= 6 W
Dissipation anodique max.		
Max. anode dissipation		
Max. Kathodenstrom	I_c	= 30 mA
Courant cathodique max.		
Max. cathode current		
Max. Schirmgitterspannung	$V_{g'0}$	= 400 V
Tension de grille-écran max.	$V_{g'}$	= 200 V
Max. screen-grid voltage		
Max. Schirmgitterbelastung	$W_{g'}$	= 3 W
Dissipation de grille-écran max.		
Max. screen-grid dissipation		
Mittlerer Schirmgitterstrom	$I_{g'}$	= 7 mA
Courant de grille-écran moyen		
Average screen-grid current		
Ungefähre Grenzsw. des Schirmgitterstr.	$I_{g' \text{ min.}}$	= 4 mA
Limites approxim. du cour. de gr.-écran	$I_{g' \text{ max.}}$	= 12 mA
Approx. limits of screen-grid current ..		
Gitterstrom-Einsatzpunkt	V_{gi}	= -1,3 V
Point de commerc. du cour. de grille		
Starting point of grid current		
Max. Widerstand im Gitterkreis	R_{g1}	= 1 M. Ohm
Résistance max. dans le circuit de grille	R_{g2}	= 0,6 M. Ohm
Max. resistance in grid circuit		
Max. Spann. zwischen Faden und Kath.	V_{fc}	= 50 V
Tension max. entre filament et cathode		
Max. voltage betw. filament and cathode		
Nutzleistung	W_{01} ($V_{geff} = 5,3 \text{ V}$)	= 1,8 ⁸ W
Puissance utile	($R_a = 15000 \text{ Ohm}$)	
Output	W_{02} ($V_{geff} = 8 \text{ V}$)	= 2,8 W
	($R_a = 15000 \text{ Ohm}$)	
Kapazitäten	C_{ag}	= 1,2 $\mu\mu\text{F}$
Capacités	C_{ak}	= 7,5 $\mu\mu\text{F}$
Capacities	C_{gk}	= 7,3 $\mu\mu\text{F}$

**PHILIPS
MINIWATT
E453**

