

PHILIPS

6085

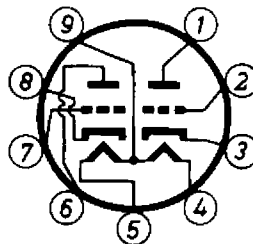
LONG LIFE DOUBLE A.F. TRIODE WITH RIGID CONSTRUCTION

Physical Specifications

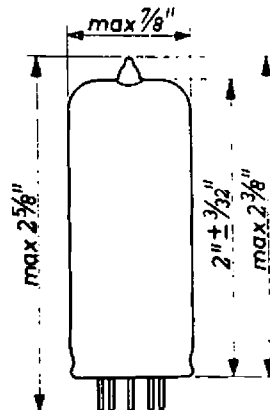
Cathode	Coated unipotential
Base	Small button noval 9-pin
Bulb	T6 $\frac{1}{2}$
Maximum overall length	2 5/8"
Maximum seated height	2 3/8"
Bulb length excluding tip	2" \pm 3/32"
Maximum diameter	7/8"
Mounting position	any
Basing connections - JETEC basing designation	9A

- Pin 1 - Plate system I
- Pin 2 - Grid system I
- Pin 3 - Cathode system I
- Pin 4 - Heater
- Pin 5 - Heater
- Pin 6 - Plate system II
- Pin 7 - Grid system II
- Pin 8 - Cathode system II
- Pin 9 - Filament centre tap

Bottom view of base



Tube outline



General Electrical Data

Heater data

Heater voltage	6.3	12.6 volts
Heater current	600	300 ma

Direct Interelectrode Capacitances

Triode system I

Grid to all other elements except plate		2.8 μ F
Plate to all other elements except grid		1.2 μ F
Grid to plate		2.6 μ F
Grid to heater	max.	0.2 μ F

6085**PHILIPS**Direct Interelectrode Capacitances (continued)Triode system II

Grid to all other elements except plate	2.7 μF
Plate to all other elements except grid	1.3 μF
Grid to plate	2.75 μF
Grid to heater	max. 0.2 μF

Between systems I and II

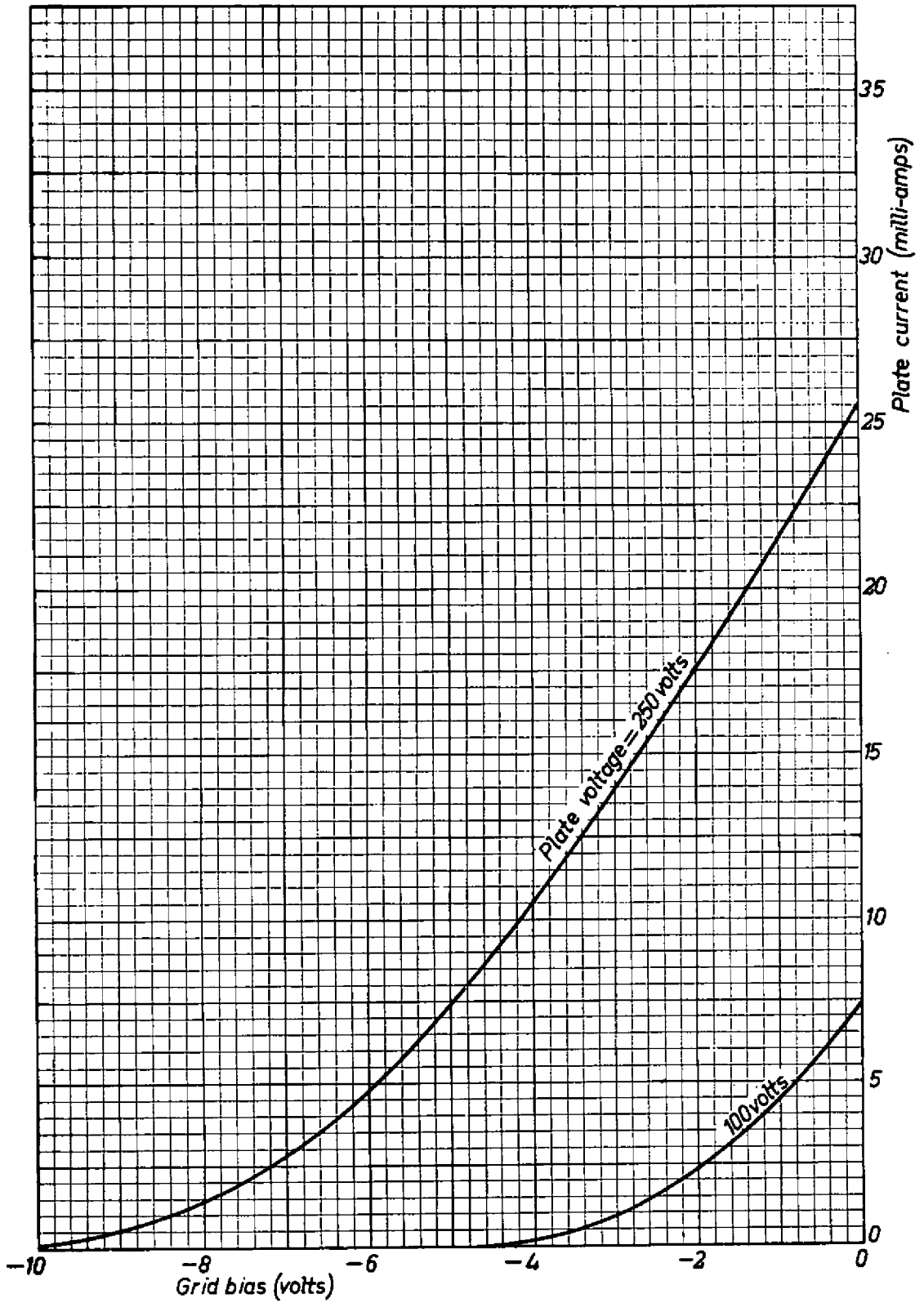
Plate to plate	max. 0.8 μF
----------------	------------------------

Ratings - Each system (Design center values)

Plate voltage (without current)	max. 550 volts
Plate voltage	max. 300 volts
Plate dissipation	max. 1.5 watts
Negative grid bias	max. 200 volts
Grid circuit resistance	max. 2 megohms
Cathode current	max. 10 ma
Voltage between heater and cathode	max. 60 volts
External resistance between heater and cathode	max. 20,000 ohms

Typical characteristics - Each system

Plate voltage	250 volts
Grid voltage	-5.5 volts
Plate current	6 ma
Transconductance	2700 micromhos
Amplification factor	30



6085

PHILIPS

